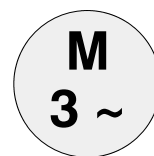




Elektrische Daten für Tauchmotoren
Electrical data for submersible motors
Données électriques pour moteurs submersibles
Datos eléctricos de motores sumergibles

50 Hz
Standard-Programm
standard range
Programme standard
Programa estándar



Dieser Motorkatalog gilt nur in Verbindung mit dem aktuellen Baureihenheft für Amacan K.
This motor catalogue is only valid in conjunction with the current type series booklet Amacan K.
Ce catalogue moteurs n'est valable qu'avec la version actuelle du cahier de série de construction Amacan K.
Este catálogo de motores sólo es válido en relación con el actual cuaderno de la serie Amacan K.



Boosterkar

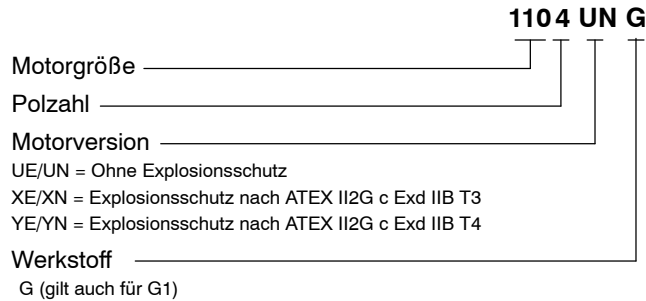
Inhaltsverzeichnis / Contents / Sommaire / Índice

			Seite Page Page Página
Allgemeine Beschreibung / General Description / Description générale / Descripción general			4-5
Motordaten / Motor data / Caractéristiques moteur / Datos de motor			6
Standardmotor für Standard motor for Moteur standard pour Motor estándar para	400V / 50Hz	4-pol.	7
		6-pol.	8
		8-pol.	11
		10-pol.	13
	500 V - 50 Hz	4-pol.	14
		6-pol.	15
		8-pol.	18
		10-pol.	20
Energiesparmotor für Energy-saving motor for Moteur à haute efficacité énergétique pour Motor de bajo consumo de energia para	400V / 50Hz	4-pol.	21
		6-pol.	22
		8-pol.	25
	500 V - 50 Hz	4-pol.	27
		6-pol.	28
		8-pol.	31

Allgemeine Beschreibung

Alle Motoren der Tauchmotorpumpen Amacan K sind Drehstrommotoren mit Kurzschlussläufer.

Typbezeichnung:



Spannung und Frequenz

Standard-Bemessungsspannung: 400 V; 50 Hz
 Andere Bemessungsspannungen sind auf Anfrage lieferbar.
 Gegenüber den Bemessungswerten dürfen Netzspannung und Netzfrequenz entsprechend Bereich B nach IEC 60034-1 schwanken. Die Spannungsdifferenz zwischen den einzelnen Phasen darf maximal 1% betragen.

Betriebsart:

Die Motoren sind für Dauerbetrieb S1 bei Betriebsbedingungen entsprechend der für die Tauchmotorpumpe vorgesehenen Aufstellungsart ausgelegt.

Stern-Dreieck-Anlauf:

Ein Stern-Dreieck-Anlauf ist möglich.

Temperaturen:

Die angegebene maximale Temperatur ist die Grenze für die Temperatur des Fördermittels und die Umgebungstemperatur am Aufstellort.

Isoliersystem:

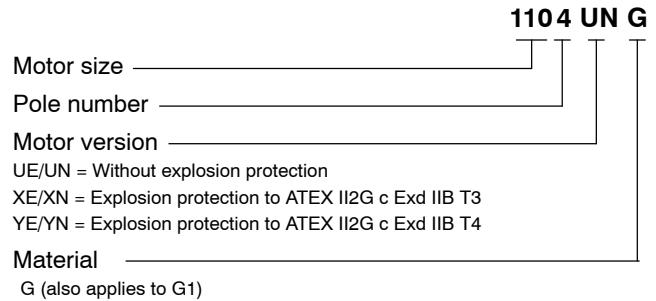
Wärmeklasse H

Hinweise zur Elektroinstallation, zu den Grenzen des Betriebsbereiches, zur Schalthäufigkeit und zum Frequenzumrichterbetrieb finden Sie in der zugehörigen Betriebsanleitung der Tauchmotorpumpe.

General Description

All motors of Amacan K submersible motor pumps are three-phase squirrel-cage motors.

Type designation:



Voltage and frequency:

Standard voltage rating: 400 V; 50 Hz
 Further voltage ratings will be possible on request.
 The mains voltage and mains frequency may fluctuate around the rated values as defined for zone B to IEC 60034-1. The voltage difference between the individual phases must not exceed 1 %.

Mode of operation:

The motors are designed for continuous operation S1, provided the operating conditions specified for the installation type of the submersible motor pump are met.

Star-delta starting:

Star-delta starting is possible.

Temperatures:

The defined maximum temperature applies to the temperature of the fluid handled and the ambient temperature at the place of installation.

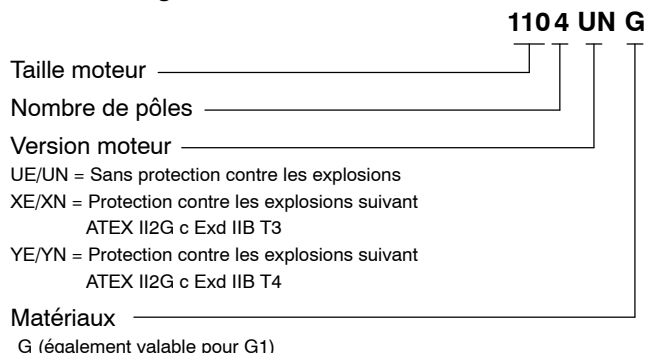
Insulation system:

Class H

For information on electrical installation, operating limits, frequency of starts and frequency inverter operation please refer to the relevant operating manual of the submersible motor pump.

Description générale

Tous les moteurs des pompes submersibles Amacan K sont des moteurs triphasés à rotor en court-circuit.

Code de désignation :

Tension et fréquence :

Tension standard de calcul : 400 V; 50 Hz

Des tension de calcul ultérieures sont disponibles sur demande. Des variations de la tension d'alimentation et de la fréquence réseau par rapport aux valeurs assignées sont autorisées selon la zone B définie dans la norme CEI 60034-1. La différence de tension entre les phases ne doit pas dépasser 1%.

Mode de fonctionnement :

Les moteurs sont conçus pour un service continu S1 dans les conditions de service correspondantes au mode d'installation prévu pour la pompe submersible.

Démarrage étoile-triangle :

Le démarrage étoile-triangle est possible.

Températures :

La température maximale indiquée correspond à la limite de la température du liquide pompé et de la température ambiante sur le lieu d'installation.

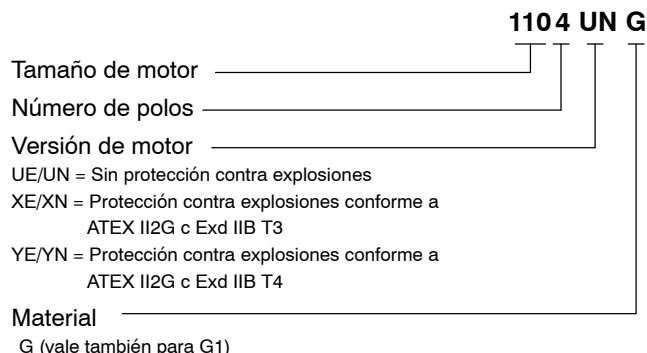
Le système d'isolement :

Classe H

Les instructions relatives à l'installation électrique, les limites d'application, la fréquence de démarrage et le fonctionnement avec variateur de fréquence se trouvent dans la notice de service de la pompe submersible.

Descripción general

Todos los motores de las motobombas Amacan K son motores trifásicos con rotor en cortocircuito.

Denominación:

Voltaje y frecuencia:

Voltaje estándar: 400 V; 50 Hz

Otros voltajes están disponibles a petición. Comparado con los valores asignados, la tensión de red y la frecuencia de alimentación pueden oscilar según la zona B de acuerdo con IEC 60034-1. La diferencia de tensión entre cada una de las fases puede alcanzar un máximo de un 1%.

Modo de servicio:

Los motores son diseñados para un servicio continuo S1 bajo condiciones de servicio según el tipo de instalación previsto para motobombas sumergibles.

Arranque de estrella-triángulo:

Un arranque de estrella-triángulo es posible.

Temperaturas:

La temperatura máxima admisible es el límite para la temperatura del medio bombeado y la temperatura ambiente en el lugar de emplazamiento.

Sistema de aislamiento:

Clase H

Indicaciones sobre la instalación eléctrica, los límites del régimen de funcionamiento, la frecuencia de arranque y el funcionamiento del convertidor de frecuencia las encontrará en las correspondientes instrucciones de servicio de la motobomba sumergible.

Beschreibung der Kopfzeilen
Description of the headlines
Description des titres
Descripción de los títulos

Deutsch

Motordaten **...-polig** **400 V** **50 Hz** **3~** **....**

Motortyp	Nenn-Leistung P2 [kW]	Max. Temp. [°C]	Nenn-dreh-zahl n_n [min ⁻¹]	Nenn-strom I_n [A]	Anlauf-strom		Anschlussleitung zur Stromversorgung und als Steuerleitung (+) wenn erforderlich			Motorwerte elektrisch bezogen auf Nennleistung P2				
					I_A [A]	I_A/I_N	Qty.	type	\varnothing min - max [mm]	Last	Leistg. P1 [kW]	Strom I [A]	η [%]	cos φ [-]

English

Motor data **...-poles** **400 V** **50 Hz** **3~** **....**

Motor type	Rated power P2 [kW]	Max. temp. [°C]	Nom. speed. n_n [min ⁻¹]	Rated current I_n [A]	Starting current		Electric cable for power supply and control (+) if necessary			Electrical motor values for rated power P2 (for 1/4 to 4/4 -load)				
					I_A [A]	I_A/I_N	Qty.	type	\varnothing min - max [mm]	load	motor input [kW]	curr. I [A]	η [%]	cos φ [-]

Français

Caractéristiques moteur **...-pôles** **400 V** **50 Hz** **3~** **....**

Type de moteur	Puis-sance nom. P2 [kW]	Temp. maxi. [°C]	Vitesse nom. n_n [min ⁻¹]	Inten-sité nom. I_n [A]	Intensité au dém..		Câble d'alimentation et, le cas échéant, de commande (+)			Caractéristiques moteur en fonction de la puissance nominale P2				
					I_A [A]	I_A/I_N	Nbr.	Taille	\varnothing min - max [mm]	Char-ge	Puis-sance [kW]	Inten-site [A]	η [%]	cos φ [-]

Español

Datos del motor **...-polos** **400 V** **50 Hz** **3~** **....**

Motor tipo	Potencia nominal P2 [kW]	Temp. máx. [°C]	Vel. nominal v_n [min ⁻¹]	Inten-sidad nomin I_n [A]	Intensidad de arranque.		Cable eléctrico de fuerza y mando (+) si es necesario			Valores del motor referidos a la potencia nominal P2				
					I_A [A]	I_A/I_N	Cant	Tamaño	\varnothing mín - máx [mm]	Car-ga	Potenc. P1 [kW]	Intens. I [A]	η [%]	cos φ [-]

Motordaten
4-polig
400 V
50 Hz
3~
G
Standardmotor

Motortyp Effizienz klasse	Nennleistung P2 [kW]	Max. Fördermitteltemperatur [°C]	Nenn-drehzahl n_N [min ⁻¹]	Nennstrom I_N [A]	Anlaufstrom		Anschlussleitung zur Stromversorgung und als Steuerleitung (+) wenn erforderlich			Motorwerte elektrisch bezogen auf Nennleistung P2				
					I_A [A]	I_A/I_N	St.	Typ	Ø min - max [mm]	Last	Leistg. P1 [kW]	Strom I [A]	η [%]	cos φ [-]
304UEG	30	40	1455	58.5	315	5.4	1	S1BN8-F 7G10+5x1.5	24.5-27.5	4/4	33.3	58.5	90.2	0.82
-										3/4	24.6	45.5	91.5	0.78
-										2/4	16.3	34.7	91.8	0.68
-										1/4	8.4	26.4	89.3	0.46
304XEG	30	40	1455	58.5	315	5.4	1	S1BN8-F 7G10+5x1.5	24.5-27.5	4/4	33.3	58.5	90.2	0.82
-										3/4	24.6	45.5	91.5	0.78
-										2/4	16.3	34.7	91.8	0.68
-										1/4	8.4	26.4	89.3	0.46
374UEG	37	40	1456	69.6	385	5.5	1	S1BN8-F 7G10+5x1.5	24.5-27.5	4/4	40.5	69.6	91.3	0.84
-										3/4	30.0	54.1	92.5	0.80
-										2/4	19.9	40.0	92.8	0.72
-										1/4	10.2	30.1	90.6	0.49
374XEG	37	40	1456	69.6	385	5.5	1	S1BN8-F 7G10+5x1.5	24.5-27.5	4/4	40.5	69.6	91.3	0.84
-										3/4	30.0	54.1	92.5	0.80
-										2/4	19.9	40.0	92.8	0.72
-										1/4	10.2	30.1	90.6	0.49
454UEG	45	40	1470	92.7	538	5.8	2 +1	S1BN8-F 4G10 S1BN8-F 8G1.5	18.2-19.6 14.3-15.3	4/4	49.5	92.7	91.0	0.77
-										3/4	36.8	74.8	91.7	0.71
-										2/4	24.6	60.3	91.3	0.59
-										1/4	12.9	50.2	87.5	0.37
454XEG	45	40	1470	92.7	538	5.8	2 +1	S1BN8-F 4G10 S1BN8-F 8G1.5	18.2-19.6 14.3-15.3	4/4	49.5	92.7	91.0	0.77
-										3/4	36.8	74.8	91.7	0.71
-										2/4	24.6	60.3	91.3	0.59
-										1/4	12.9	50.2	87.5	0.37
554UEG	55	40	1472	111	682	6.1	2 +1	S1BN8-F 4G10 S1BN8-F 8G1.5	18.2-19.6 14.3-15.3	4/4	60.0	111	91.7	0.78
-										3/4	44.7	91	92.3	0.71
-										2/4	29.9	73	92.0	0.59
-										1/4	15.5	61	88.5	0.37
554XEG	55	40	1472	111	682	6.1	2 +1	S1BN8-F 4G10 S1BN8-F 8G1.5	18.2-19.6 14.3-15.3	4/4	60.0	111	91.7	0.78
-										3/4	44.7	91	92.3	0.71
-										2/4	29.9	73	92.0	0.59
-										1/4	15.5	61	88.5	0.37
654UEG	65	40	1474	134	885	6.6	2 +1	S1BN8-F 4G16 S1BN8-F 8G1.5	22.5-23.9 14.3-15.3	4/4	70.4	134	92.3	0.76
-										3/4	52.6	110	92.7	0.69
-										2/4	35.3	91	92.1	0.56
-										1/4	18.4	78	88.3	0.34
654XEG	65	40	1474	134	885	6.6	2 +1	S1BN8-F 4G16 S1BN8-F 8G1.5	22.5-23.9 14.3-15.3	4/4	70.4	134	92.3	0.76
-										3/4	52.6	110	92.7	0.69
-										2/4	35.3	91	92.1	0.56
-										1/4	18.4	78	88.3	0.34

Motordaten
6-polig
400 V
50 Hz
3~
G
Standardmotor

Motortyp Effizienz klasse	Nenn- leis- tung P2 [kW]	Max. Förder- mittel- tem- peratur [°C]	Nenn- dreh- zahl n_N [min ⁻¹]	Nenn- strom I_N [A]	Anlauf- strom I_A I_A/I_N [A]		Anschlussleitung zur Stromversorgung und als Steuerleitung (+) wenn erforderlich			Motorwerte elektrisch bezogen auf Nennleistung P2				
					St.	Typ	Ø min - max [mm]	Last	Leistg. P1 [kW]	Strom I [A]	η [%]	cos φ [-]		
226UEG	22	40	970	44.1	278	6.3	1	S1BN8-F 7G4+5x1.5	21.0-23.0	4/4	24.4	44.1	90.0	0.80
-										3/4	18.4	36.0	89.7	0.74
-										2/4	12.3	29.3	89.5	0.61
-										1/4	6.4	23.6	86.4	0.39
226XEG	22	40	970	44.1	278	6.3	1	S1BN8-F 7G4+5x1.5	21.0-23.0	4/4	24.4	44.1	90.0	0.80
-										3/4	18.4	36.0	89.7	0.74
-										2/4	12.3	29.3	89.5	0.61
-										1/4	6.4	23.6	86.4	0.39
306UEG	30	40	964	60.6	354	5.8	1	S1BN8-F 7G10+5x1.5	24.5-27.5	4/4	33.6	60.6	89.4	0.80
-										3/4	24.9	49.2	90.5	0.73
-										2/4	16.6	39.2	90.6	0.61
-										1/4	8.6	32.7	87.1	0.38
306XEG	30	40	964	60.6	354	5.8	1	S1BN8-F 7G10+5x1.5	24.5-27.5	4/4	33.6	60.6	89.4	0.80
-										3/4	24.9	49.2	90.5	0.73
-										2/4	16.6	39.2	90.6	0.61
-										1/4	8.6	32.7	87.1	0.38
376UEG	37	40	986	69.1	474	6.9	2 +1	S1BN8-F 4G6 S1BN8-F 8G1.5	14.3-15.3 14.3-15.3	4/4	41.2	69.1	89.9	0.86
-										3/4	30.9	54.5	89.7	0.82
-										2/4	20.9	41.9	88.5	0.72
-										1/4	11.2	31.7	82.5	0.51
376XEG	37	40	986	69.1	474	6.9	2 +1	S1BN8-F 4G6 S1BN8-F 8G1.5	14.3-15.3 14.3-15.3	4/4	41.2	69.1	89.9	0.86
-										3/4	30.9	54.5	89.7	0.82
-										2/4	20.9	41.9	88.5	0.72
-										1/4	11.2	31.7	82.5	0.51
456UEG	45	40	988	81.1	550	6.8	2 +1	S1BN8-F 4G10 S1BN8-F 8G1.5	18.2-19.6 14.3-15.3	4/4	48.9	81.1	92.0	0.87
-										3/4	36.8	63.9	91.8	0.83
-										2/4	24.8	50.4	90.7	0.71
-										1/4	13.1	39.4	85.8	0.48
456XEG	45	40	988	81.1	550	6.8	2 +1	S1BN8-F 4G10 S1BN8-F 8G1.5	18.2-19.6 14.3-15.3	4/4	48.9	81.1	92.0	0.87
-										3/4	36.8	63.9	91.8	0.83
-										2/4	24.8	50.4	90.7	0.71
-										1/4	13.1	39.4	85.8	0.48
556UEG	55	40	985	102	683	6.7	2 +1	S1BN8-F 4G10 S1BN8-F 8G1.5	18.2-19.6 14.3-15.3	4/4	59.8	102	92.0	0.85
-										3/4	44.9	78	91.9	0.83
-										2/4	30.6	62	90.0	0.71
-										1/4	15.8	48	87.0	0.48
556XEG	55	40	985	102	683	6.7	2 +1	S1BN8-F 4G10 S1BN8-F 8G1.5	18.2-19.6 14.3-15.3	4/4	59.8	102	92.0	0.85
-										3/4	44.9	78	91.9	0.83
-										2/4	30.6	62	90.0	0.71
-										1/4	15.8	48	87.0	0.48
606UNG	60	40	977	111	666	6.0	2 +1	S1BN8-F 4G10 S1BN8-F 10G1.5	18.2-19.6 15.9-16.9	4/4	67.0	111	89.5	0.87
-										3/4	50.3	87	89.4	0.84
-										2/4	33.9	67	88.4	0.73
-										1/4	18.0	52	83.2	0.50
606XNG	60	40	977	111	666	6.0	2 +1	S1BN8-F 4G10 S1BN8-F 10G1.5	18.2-19.6 15.9-16.9	4/4	67.0	111	89.5	0.87
-										3/4	50.3	87	89.4	0.84
-										2/4	33.9	67	88.4	0.73
-										1/4	18.0	52	83.2	0.50

Motordaten
6-polig
400 V
50 Hz
3~
G
Standardmotor

Motortyp Effizienz klasse	Nennleistung P2 [kW]	Max. Fördermitteltemperatur [°C]	Nenn-drehzahl n _N [min ⁻¹]	Nennstrom I _N [A]	Anlaufstrom		St.	Anschlussleitung zur Stromversorgung und als Steuerleitung (+) wenn erforderlich		Motorwerte elektrisch bezogen auf Nennleistung P2				
					I _A [A]	I _A /I _N		Typ	Ø min - max [mm]	Last	Leistg. P1 [kW]	Strom I [A]	η [%]	cos φ [-]
806UNG -	80	40	985	148	915	6.2	2 +1	S1BN8-F 4G16 S1BN8-F 10G1.5	22.5-23.9 15.9-16.9	4/4	88.4	148	90.5	0.86
										3/4	66.4	117	90.4	0.82
										2/4	44.8	92	89.3	0.70
										1/4	23.8	73	84.0	0.47
806XNG -	80	40	985	148	915	6.2	2 +1	S1BN8-F 4G16 S1BN8-F 10G1.5	22.5-23.9 15.9-16.9	4/4	88.4	148	90.5	0.86
										3/4	66.4	117	90.4	0.82
										2/4	44.8	92	89.3	0.70
										1/4	23.8	73	84.0	0.47
1006UNG -	100	40	986	189	1170	6.2	2 +1	S1BN8-F 4G25 S1BN8-F 10G1.5	26.8-28.8 15.9-16.9	4/4	110	189	90.8	0.84
										3/4	83	149	90.6	0.80
										2/4	56	115	89.4	0.70
										1/4	30	94	83.9	0.46
1006XNG -	100	40	986	189	1170	6.2	2 +1	S1BN8-F 4G25 S1BN8-F 10G1.5	26.8-28.8 15.9-16.9	4/4	110	189	90.8	0.84
										3/4	83	149	90.6	0.80
										2/4	56	115	89.4	0.70
										1/4	30	94	83.9	0.46
1206UNG -	120	40	981	217	1380	6.4	2 +1	S1BN8-F 4G35 S1BN8-F 10G1.5	30.3-32.3 15.9-16.9	4/4	130	217	92.3	0.86
										3/4	97	167	92.9	0.84
										2/4	65	126	92.2	0.75
										1/4	34	94	88.5	0.52
1206XNG -	120	40	981	217	1380	6.4	2 +1	S1BN8-F 4G35 S1BN8-F 10G1.5	30.3-32.3 15.9-16.9	4/4	130	217	92.3	0.86
										3/4	97	167	92.9	0.84
										2/4	65	126	92.2	0.75
										1/4	34	94	88.5	0.52
1406UNG -	140	40	982	252	1680	6.7	2 +1	S1BN8-F 4G35 S1BN8-F 10G1.5	30.3-32.3 15.9-16.9	4/4	151	252	92.7	0.86
										3/4	113	198	93.0	0.82
										2/4	76	151	92.5	0.72
										1/4	39	115	88.8	0.49
1406XNG -	140	40	982	252	1680	6.7	2 +1	S1BN8-F 4G35 S1BN8-F 10G1.5	30.3-32.3 15.9-16.9	4/4	151	252	92.7	0.86
										3/4	113	198	93.0	0.82
										2/4	76	151	92.5	0.72
										1/4	39	115	88.8	0.49
1656UNG -	165	40	986	311	2218	7.1	2 +1	S1BN8-F 4G50 S1BN8-F 10G1.5	34.9-36.9 15.9-16.9	4/4	179	311	92.4	0.83
										3/4	134	254	92.6	0.76
										2/4	90	203	91.8	0.64
										1/4	47	165	87.8	0.41
1656XNG -	165	40	986	311	2218	7.1	2 +1	S1BN8-F 4G50 S1BN8-F 10G1.5	34.9-36.9 15.9-16.9	4/4	179	311	92.4	0.83
										3/4	134	254	92.6	0.76
										2/4	90	203	91.8	0.64
										1/4	47	165	87.8	0.41
1906UNG -	190	40	990	335	2200	6.6	2 +1	S1BN8-F 3x70/35 S1BN8-F 10G1.5	38.7-41.7 15.9-16.9	4/4	203	335	93.6	0.87
										3/4	152	260	93.8	0.84
										2/4	102	194	93.1	0.76
										1/4	53	142	89.6	0.54
1906XNG -	190	40	990	335	2200	6.6	2 +1	S1BN8-F 3x70/35 S1BN8-F 10G1.5	38.7-41.7 15.9-16.9	4/4	203	335	93.6	0.87
										3/4	152	260	93.8	0.84
										2/4	102	194	93.1	0.76
										1/4	53	142	89.6	0.54

Motordaten
6-polig
400 V
50 Hz
3~
G
Standardmotor

Motortyp Effizienz klasse	Nenn- leis- tung P2 [kW]	Max. Förder- mittel- tem- peratur [°C]	Nenn- dreh- zahl n_N [min ⁻¹]	Nenn- strom I_N [A]	Anlauf- strom I_A I_A/I_N [A]		Anschlussleitung zur Stromversorgung und als Steuerleitung (+) wenn erforderlich			Motorwerte elektrisch bezogen auf Nennleistung P2				
					St.	Typ	\varnothing min - max [mm]	Last	Leistg. P1 [kW]	Strom I [A]	η [%]	cos φ [-]		
2256UNG -	224	40	993	399	2753	6.9	4 +1	S1BN8-F 4G25 S1BN8-F 10G1.5	26.8-28.8 15.9-16.9	4/4	240	399	93.2	0.87
										3/4	180	317	93.3	0.82
										2/4	121	243	92.4	0.72
										1/4	63	183	88.3	0.50
2256XNG -	224	40	993	399	2753	6.9	4 +1	S1BN8-F 4G25 S1BN8-F 10G1.5	26.8-28.8 15.9-16.9	4/4	240	399	93.2	0.87
										3/4	180	317	93.3	0.82
										2/4	121	243	92.4	0.72
										1/4	63	183	88.3	0.50
2606UNG -	260	40	995	462	3200	6.9	4 +1	S1BN8-F 4G35 S1BN8-F 10G1.5	30.3-32.3 15.9-16.9	4/4	276	462	94.2	0.86
										3/4	207	362	94.2	0.83
										2/4	139	275	93.5	0.73
										1/4	73	208	89.0	0.51
2606XNG -	260	40	995	462	3200	6.9	4 +1	S1BN8-F 4G35 S1BN8-F 10G1.5	30.3-32.3 15.9-16.9	4/4	276	462	94.2	0.86
										3/4	207	362	94.2	0.83
										2/4	139	275	93.5	0.73
										1/4	73	208	89.0	0.51
3206UNG -	320	40	995	559	3893	7.0	4 +1	S1BN8-F 4G50 S1BN8-F 10G1.5	34.9-36.9 15.9-16.9	4/4	337	559	95.0	0.87
										3/4	254	436	94.5	0.84
										2/4	170	323	94.1	0.76
										1/4	88	236	90.9	0.54
3206XNG -	320	40	995	559	3893	7.0	4 +1	S1BN8-F 4G50 S1BN8-F 10G1.5	34.9-36.9 15.9-16.9	4/4	337	559	95.0	0.87
										3/4	254	436	94.5	0.84
										2/4	170	323	94.1	0.76
										1/4	88	236	90.9	0.54

Motordaten
8-polig
400 V
50 Hz
3~
G
Standardmotor

Motortyp	Nennleistung P2	Max. Fördermitteltemperatur [°C]	Nenn-drehzahl n _N [min ⁻¹]	Nenn-strom I _N [A]	Anlauf-strom		Anschlussleitung zur Stromversorgung und als Steuerleitung (+) wenn erforderlich			Motorwerte elektrisch bezogen auf Nennleistung P2				
					I _A [A]	I _A /I _N	St.	Typ	Ø min - max [mm]	Last	Leistg. P1 [kW]	Strom I [A]	η [%]	cos φ [-]
118UEG	11	40	728	26.4	140	5.3	1	S1BN8-F 12G2.5	18.5-19.5	4/4	12.8	26.4	86.1	0.70
-										3/4	9.6	22.4	85.7	0.62
-										2/4	6.7	20.0	82.7	0.48
-										1/4	3.7	18.5	73.9	0.29
118XEG	11	40	728	26.4	140	5.3	1	S1BN8-F 12G2.5	18.5-19.5	4/4	12.8	26.4	86.1	0.70
-										3/4	9.6	22.4	85.7	0.62
-										2/4	6.7	20.0	82.7	0.48
-										1/4	3.7	18.5	73.9	0.29
158UEG	15	40	721	37.3	168	4.5	1	S1BN8-F 7G4+5x1.5	21.0-23.0	4/4	17.6	37.3	85.4	0.68
-										3/4	13.1	32.0	86.0	0.59
-										2/4	8.9	27.8	84.6	0.46
-										1/4	4.8	24.9	77.5	0.28
158XEG	15	40	721	37.3	168	4.5	1	S1BN8-F 7G4+5x1.5	21.0-23.0	4/4	17.6	37.3	85.4	0.68
-										3/4	13.1	32.0	86.0	0.59
-										2/4	8.9	27.8	84.6	0.46
-										1/4	4.8	24.9	77.5	0.28
188UEG	18.5	40	721	44.9	207	4.6	1	S1BN8-F 7G6+5x1.5	23.8-26.8	4/4	21.5	44.9	86.2	0.69
-										3/4	16.0	38.4	86.9	0.60
-										2/4	10.8	33.1	85.8	0.47
-										1/4	5.8	30.1	79.2	0.28
188XEG	18.5	40	721	44.9	207	4.6	1	S1BN8-F 7G6+5x1.5	23.8-26.8	4/4	21.5	44.9	86.2	0.69
-										3/4	16.0	38.4	86.9	0.60
-										2/4	10.8	33.1	85.8	0.47
-										1/4	5.8	30.1	79.2	0.28
228UEG	22	40	721	51.2	240	4.7	1	S1BN8-F 7G6+5x1.5	23.8-26.8	4/4	25.5	51.2	86.2	0.72
-										3/4	19.0	42.2	86.8	0.65
-										2/4	12.8	35.6	85.7	0.52
-										1/4	7.0	31.4	79.0	0.32
228XEG	22	40	721	51.2	240	4.7	1	S1BN8-F 7G6+5x1.5	23.8-26.8	4/4	25.5	51.2	86.2	0.72
-										3/4	19.0	42.2	86.8	0.65
-										2/4	12.8	35.6	85.7	0.52
-										1/4	7.0	31.4	79.0	0.32
308UEG	30	40	735	60.4	300	5.0	2 +1	S1BN8-F 4G6 S1BN8-F 8G1.5	14.3-15.3 14.3-15.3	4/4	33.9	60.4	88.5	0.81
-										3/4	25.3	48.0	89.0	0.76
-										2/4	17.0	37.8	88.2	0.65
-										1/4	9.0	31.1	82.9	0.42
308XEG	30	40	735	60.4	300	5.0	2 +1	S1BN8-F 4G6 S1BN8-F 8G1.5	14.3-15.3 14.3-15.3	4/4	33.9	60.4	88.5	0.81
-										3/4	25.3	48.0	89.0	0.76
-										2/4	17.0	37.8	88.2	0.65
-										1/4	9.0	31.1	82.9	0.42
908UNG	90	40	738	182	967	5.3	2 +1	S1BN8-F 4G35 S1BN8-F 10G1.5	30.3-32.3 15.9-16.9	4/4	99.9	182	90.1	0.79
-										3/4	75.0	146	90.0	0.74
-										2/4	50.7	118	88.8	0.62
-										1/4	27.0	97	83.3	0.40
908XNG	90	40	738	182	967	5.3	2 +1	S1BN8-F 4G35 S1BN8-F 10G1.5	30.3-32.3 15.9-16.9	4/4	99.9	182	90.1	0.79
-										3/4	75.0	146	90.0	0.74
-										2/4	50.7	118	88.8	0.62
-										1/4	27.0	97	83.3	0.40

Motordaten
8-polig
400 V
50 Hz
3~
G
Standardmotor

Motortyp	Nennleistung P2 [kW]	Max. Fördertemperatur [°C]	Nenn-drehzahl n _N [min ⁻¹]	Nennstrom I _N [A]	Anlaufstrom		Anschlussleitung zur Stromversorgung und als Steuerleitung (+) wenn erforderlich			Motorwerte elektrisch bezogen auf Nennleistung P2				
					I _A [A]	I _A /I _N	St.	Typ	Ø min - max [mm]	Last	Leistg. P1 [kW]	Strom I [A]	η [%]	cos φ [-]
1108UNG	110	40	739	218	1121	5.1	2	S1BN8-F 4G50 S1BN8-F 10G1.5	34.9-36.9	4/4	121	218	91.0	0.80
-	-	-	-	-	-	-	+1		15.9-16.9	3/4	91	174	91.2	0.75
-	-	-	-	-	-	-	-		-	2/4	61	139	90.3	0.63
-	-	-	-	-	-	-	-		-	1/4	32	112	85.9	0.41
1108XNG	110	40	739	218	1121	5.1	2	S1BN8-F 4G50 S1BN8-F 10G1.5	34.9-36.9	4/4	121	218	91.0	0.80
-	-	-	-	-	-	-	+1		15.9-16.9	3/4	91	174	91.2	0.75
-	-	-	-	-	-	-	-		-	2/4	61	139	90.3	0.63
-	-	-	-	-	-	-	-		-	1/4	32	112	85.9	0.41
1308UNG	130	40	740	258	1355	5.3	2	S1BN8-F 3x70/35 S1BN8-F 10G1.5	38.7-41.7	4/4	141	258	92.0	0.79
-	-	-	-	-	-	-	+1		15.9-16.9	3/4	106	206	92.0	0.74
-	-	-	-	-	-	-	-		-	2/4	71	166	91.0	0.62
-	-	-	-	-	-	-	-		-	1/4	37	138	86.9	0.39
1308XNG	130	40	740	258	1355	5.3	2	S1BN8-F 3x70/35 S1BN8-F 10G1.5	38.7-41.7	4/4	141	258	92.0	0.79
-	-	-	-	-	-	-	+1		15.9-16.9	3/4	106	206	92.0	0.74
-	-	-	-	-	-	-	-		-	2/4	71	166	91.0	0.62
-	-	-	-	-	-	-	-		-	1/4	37	138	86.9	0.39
1508UNG	150	40	745	299	1744	5.8	2	S1BN8-F 4G50 S1BN8-F 10G1.5	34.9-36.9	4/4	162	299	92.9	0.78
-	-	-	-	-	-	-	+1		15.9-16.9	3/4	121	243	93.0	0.72
-	-	-	-	-	-	-	-		-	2/4	82	199	91.5	0.59
-	-	-	-	-	-	-	-		-	1/4	43	167	87.2	0.37
1508XNG	150	40	745	299	1744	5.8	2	S1BN8-F 4G50 S1BN8-F 10G1.5	34.9-36.9	4/4	162	299	92.9	0.78
-	-	-	-	-	-	-	+1		15.9-16.9	3/4	121	243	93.0	0.72
-	-	-	-	-	-	-	-		-	2/4	82	199	91.5	0.59
-	-	-	-	-	-	-	-		-	1/4	43	167	87.2	0.37

Motordaten
10-polig
400 V
50 Hz
3~
G
Standardmotor

Motortyp	Nennleistung P2 [kW]	Max. Fördermitteltemperatur [°C]	Nenn-drehzahl n_N [min ⁻¹]	Nenn-strom I_N [A]	Anlauf-strom		St.	Anschlussleitung zur Stromversorgung und als Steuerleitung (+) wenn erforderlich		Motorwerte elektrisch bezogen auf Nennleistung P2				
					I_A [A]	I_A/I_N		Typ	Ø min - max [mm]	Last	Leistg. P1 [kW]	Strom I [A]	η [%]	cos φ [-]
4010UNG	40	40	592	90.2	501	5.6	2 +1	S1BN8-F 4G10 S1BN8-F 10G1.5	18.2-19.6 15.9-16.9	4/4	45.4	90.2	88.1	0.73
										3/4	34.5	76.6	87.1	0.65
										2/4	23.7	66.4	84.2	0.52
										1/4	13.2	59.6	75.6	0.32
4010XNG	40	40	592	90.2	501	5.6	2 +1	S1BN8-F 4G10 S1BN8-F 10G1.5	18.2-19.6 15.9-16.9	4/4	45.4	90.2	88.1	0.73
										3/4	34.5	76.6	87.1	0.65
										2/4	23.7	66.4	84.2	0.52
										1/4	13.2	59.6	75.6	0.32
6010UNG	60	40	591	134	670	5.0	2 +1	S1BN8-F 4G16 S1BN8-F 10G1.5	22.5-23.9 15.9-16.9	4/4	67.5	134	88.9	0.73
										3/4	50.9	114	88.4	0.64
										2/4	34.8	98	86.3	0.51
										1/4	19.0	88	79.1	0.31
6010XNG	60	40	591	134	670	5.0	2 +1	S1BN8-F 4G16 S1BN8-F 10G1.5	22.5-23.9 15.9-16.9	4/4	67.5	134	88.9	0.73
										3/4	50.9	114	88.4	0.64
										2/4	34.8	98	86.3	0.51
										1/4	19.0	88	79.1	0.31
7510UNG	75	40	585	162	760	4.7	2 +1	S1BN8-F 4G25 S1BN8-F 10G1.5	26.8-28.8 15.9-16.9	4/4	83.2	162	90.1	0.74
										3/4	62.2	133	90.4	0.67
										2/4	41.9	112	89.5	0.53
										1/4	22.2	96	84.4	0.33
7510XNG	75	40	585	162	760	4.7	2 +1	S1BN8-F 4G25 S1BN8-F 10G1.5	26.8-28.8 15.9-16.9	4/4	83.2	162	90.1	0.74
										3/4	62.2	133	90.4	0.67
										2/4	41.9	112	89.5	0.53
										1/4	22.2	96	84.4	0.33

Motordaten
4-polig
500 V
50 Hz
3~
G
Standardmotor

Motortyp Effizienz klasse	Nenn- leis- tung P2 [kW]	Max. Förder- mittel- tem- peratur [°C]	Nenn- dreh- zahl n_N [min ⁻¹]	Nenn- strom I_N [A]	Anlauf- strom I_A I_A/I_N [A]		St.	Anschlussleitung zur Stromversorgung und als Steuerleitung (+) wenn erforderlich		Motorwerte elektrisch bezogen auf Nennleistung P2				
					Ø min - max [mm]	Typ		Last	Leistg. P1 [kW]	Strom I [A]	η [%]	cos φ [-]		
304UEG - -	30	40	1455	46.8	252	5.4	1	S1BN8-F 7G6+5x1.5	23.8-26.8	4/4 3/4 2/4 1/4	33.3 24.6 16.3 8.4	46.8 36.4 27.8 21.1	90.2 91.5 91.8 89.3	0.82 0.78 0.68 0.46
304XEG - -	30	40	1455	46.8	252	5.4	1	S1BN8-F 7G6+5x1.5	23.8-26.8	4/4 3/4 2/4 1/4	33.3 24.6 16.3 8.4	46.8 36.4 27.8 21.1	90.2 91.5 91.8 89.3	0.82 0.78 0.68 0.46
374UEG - -	37	40	1456	55.7	308	5.5	1	S1BN8-F 7G6+5x1.5	23.8-26.8	4/4 3/4 2/4 1/4	40.5 30.0 19.9 10.2	55.7 43.3 32.0 24.1	91.3 92.5 92.8 90.6	0.84 0.80 0.72 0.49
374XEG - -	37	40	1456	55.7	308	5.5	1	S1BN8-F 7G6+5x1.5	23.8-26.8	4/4 3/4 2/4 1/4	40.5 30.0 19.9 10.2	55.7 43.3 32.0 24.1	91.3 92.5 92.8 90.6	0.84 0.80 0.72 0.49
454UEG - -	45	40	1470	74.2	430	5.8	2 +1	S1BN8-F 4G6 S1BN8-F 8G1.5	14.3-15.3 14.3-15.3	4/4 3/4 2/4 1/4	49.5 36.8 24.6 12.9	74.2 59.8 48.2 40.2	91.0 91.7 91.3 87.5	0.77 0.71 0.59 0.37
454XEG - -	45	40	1470	74.2	430	5.8	2 +1	S1BN8-F 4G6 S1BN8-F 8G1.5	14.3-15.3 14.3-15.3	4/4 3/4 2/4 1/4	49.5 36.8 24.6 12.9	74.2 59.8 48.2 40.2	91.0 91.7 91.3 87.5	0.77 0.71 0.59 0.37
554UEG - -	55	40	1472	88.8	546	6.1	2 +1	S1BN8-F 4G10 S1BN8-F 8G1.5	18.2-19.6 14.3-15.3	4/4 3/4 2/4 1/4	60.0 44.7 29.9 15.5	88.8 72.8 58.4 48.8	91.7 92.3 92.0 88.5	0.78 0.71 0.59 0.37
554XEG - -	55	40	1472	88.8	546	6.1	2 +1	S1BN8-F 4G10 S1BN8-F 8G1.5	18.2-19.6 14.3-15.3	4/4 3/4 2/4 1/4	60.0 44.7 29.9 15.5	88.8 72.8 58.4 48.8	91.7 92.3 92.0 88.5	0.78 0.71 0.59 0.37
654UEG - -	65	40	1474	107	707	6.6	2 +1	S1BN8-F 4G10 S1BN8-F 8G1.5	18.2-19.6 14.3-15.3	4/4 3/4 2/4 1/4	70.4 52.6 35.3 18.4	107 88 73 62	92.3 92.7 92.1 88.3	0.76 0.69 0.56 0.34
654XEG - -	65	40	1474	107	707	6.6	2 +1	S1BN8-F 4G10 S1BN8-F 8G1.5	18.2-19.6 14.3-15.3	4/4 3/4 2/4 1/4	70.4 52.6 35.3 18.4	107 88 73 62	92.3 92.7 92.1 88.3	0.76 0.69 0.56 0.34

Motordaten
6-polig
500 V
50 Hz
3~
G
Standardmotor

Motortyp Effizienz klasse	Nennleistung P2 [kW]	Max. Fördermitteltemperatur [°C]	Nenn-drehzahl n_N [min ⁻¹]	Nennstrom I_N [A]	Anlaufstrom		Anschlussleitung zur Stromversorgung und als Steuerleitung (+) wenn erforderlich			Ø min - max [mm]	Motorwerte elektrisch bezogen auf Nennleistung P2				
					I_A [A]	I_A/I_N	St.	Typ	Last		Leistg. P1 [kW]	Strom I [A]	η [%]	cos φ [-]	
226UEG	22	40	970	35.3	222	6.3	1	S1BN8-F 7G4+5x1.5	21.0-23.0	4/4	24.4	35.3	90.0	0.80	
-										3/4	18.4	28.8	89.7	0.74	
-										2/4	12.3	23.4	89.5	0.61	
-										1/4	6.4	18.8	86.4	0.39	
226XEG	22	40	970	35.3	222	6.3	1	S1BN8-F 7G4+5x1.5	21.0-23.0	4/4	24.4	35.3	90.0	0.80	
-										3/4	18.4	28.8	89.7	0.74	
-										2/4	12.3	23.4	89.5	0.61	
-										1/4	6.4	18.8	86.4	0.39	
306UEG	30	40	964	48.5	283	5.8	1	S1BN8-F 7G6+5x1.5	23.8-26.8	4/4	33.6	48.5	89.4	0.80	
-										3/4	24.9	39.4	90.5	0.73	
-										2/4	16.6	31.4	90.6	0.61	
-										1/4	8.6	26.2	87.1	0.38	
306XEG	30	40	964	48.5	283	5.8	1	S1BN8-F 7G6+5x1.5	23.8-26.8	4/4	33.6	48.5	89.4	0.80	
-										3/4	24.9	39.4	90.5	0.73	
-										2/4	16.6	31.4	90.6	0.61	
-										1/4	8.6	26.2	87.1	0.38	
376UEG	37	40	986	55.3	379	6.9	2	S1BN8-F 4G4	12.4-13.4	4/4	41.2	55.3	89.9	0.86	
-							+1	S1BN8-F 8G1.5	14.3-15.3	3/4	30.9	43.6	89.7	0.82	
-										2/4	20.9	33.5	88.5	0.72	
-										1/4	11.2	25.4	82.5	0.51	
376XEG	37	40	986	55.3	379	6.9	2	S1BN8-F 4G4	12.4-13.4	4/4	41.2	55.3	89.9	0.86	
-							+1	S1BN8-F 8G1.5	14.3-15.3	3/4	30.9	43.6	89.7	0.82	
-										2/4	20.9	33.5	88.5	0.72	
-										1/4	11.2	25.4	82.5	0.51	
456UEG	45	40	988	64.9	440	6.8	2	S1BN8-F 4G6	14.3-15.3	4/4	48.9	64.9	92.0	0.87	
-							+1	S1BN8-F 8G1.5	14.3-15.3	3/4	36.8	51.1	91.8	0.83	
-										2/4	24.8	40.3	90.7	0.71	
-										1/4	13.1	31.5	85.8	0.48	
456XEG	45	40	988	64.9	440	6.8	2	S1BN8-F 4G6	14.3-15.3	4/4	48.9	64.9	92.0	0.87	
-							+1	S1BN8-F 8G1.5	14.3-15.3	3/4	36.8	51.1	91.8	0.83	
-										2/4	24.8	40.3	90.7	0.71	
-										1/4	13.1	31.5	85.8	0.48	
556UEG	55	40	985	81.6	546	6.7	2	S1BN8-F 4G6	14.3-15.3	4/4	59.8	81.6	92.0	0.85	
-							+1	S1BN8-F 8G1.5	14.3-15.3	3/4	44.9	62.4	91.9	0.83	
-										2/4	30.6	49.6	90.0	0.71	
-										1/4	15.8	38.4	87.0	0.48	
556XEG	55	40	985	81.6	546	6.7	2	S1BN8-F 4G6	14.3-15.3	4/4	59.8	81.6	92.0	0.85	
-							+1	S1BN8-F 8G1.5	14.3-15.3	3/4	44.9	62.4	91.9	0.83	
-										2/4	30.6	49.6	90.0	0.71	
-										1/4	15.8	38.4	87.0	0.48	
606UNG	60	40	977	88.8	533	6.0	2	S1BN8-F 4G10	18.2-19.6	4/4	67.0	88.8	89.5	0.87	
-							+1	S1BN8-F 10G1.5	15.9-16.9	3/4	50.3	69.6	89.4	0.84	
-										2/4	33.9	53.6	88.4	0.73	
-										1/4	18.0	41.6	83.2	0.50	
606XNG	60	40	977	88.8	533	6.0	2	S1BN8-F 4G10	18.2-19.6	4/4	67.0	88.8	89.5	0.87	
-							+1	S1BN8-F 10G1.5	15.9-16.9	3/4	50.3	69.6	89.4	0.84	
-										2/4	33.9	53.6	88.4	0.73	
-										1/4	18.0	41.6	83.2	0.50	

Motordaten
6-polig
500 V
50 Hz
3~
G
Standardmotor

Motortyp Effizienz klasse	Nenn- leis- tung P2 [kW]	Max. Förder- mittel- tem- peratur [°C]	Nenn- dreh- zahl n_N [min ⁻¹]	Nenn- strom I_N [A]	Anlauf- strom I_A I_A/I_N [A]		Anschlussleitung zur Stromversorgung und als Steuerleitung (+) wenn erforderlich			Motorwerte elektrisch bezogen auf Nennleistung P2				
					St.	Typ	Ø min - max [mm]	Last	Leistg. P1 [kW]	Strom I [A]	η [%]	cos φ [-]		
806UNG	80	40	985	118	730	6.2	2	S1BN8-F 4G16	22.5-23.9	4/4	88.4	118	90.5	0.86
-	-	-	-	-	-	-	+1	S1BN8-F 10G1.5	15.9-16.9	3/4	66.4	94	90.4	0.82
-	-	-	-	-	-	-	-	-	-	2/4	44.8	74	89.3	0.70
-	-	-	-	-	-	-	-	-	-	1/4	23.8	58	84.0	0.47
806XNG	80	40	985	118	730	6.2	2	S1BN8-F 4G16	22.5-23.9	4/4	88.4	118	90.5	0.86
-	-	-	-	-	-	-	+1	S1BN8-F 10G1.5	15.9-16.9	3/4	66.4	94	90.4	0.82
-	-	-	-	-	-	-	-	-	-	2/4	44.8	74	89.3	0.70
-	-	-	-	-	-	-	-	-	-	1/4	23.8	58	84.0	0.47
1006UNG	100	40	986	151	935	6.2	2	S1BN8-F 4G16	22.5-23.9	4/4	110	151	90.8	0.84
-	-	-	-	-	-	-	+1	S1BN8-F 10G1.5	15.9-16.9	3/4	83	119	90.6	0.80
-	-	-	-	-	-	-	-	-	-	2/4	56	92	89.4	0.70
-	-	-	-	-	-	-	-	-	-	1/4	30	75	83.9	0.46
1006XNG	100	40	986	151	935	6.2	2	S1BN8-F 4G16	22.5-23.9	4/4	110	151	90.8	0.84
-	-	-	-	-	-	-	+1	S1BN8-F 10G1.5	15.9-16.9	3/4	83	119	90.6	0.80
-	-	-	-	-	-	-	-	-	-	2/4	56	92	89.4	0.70
-	-	-	-	-	-	-	-	-	-	1/4	30	75	83.9	0.46
1206UNG	120	40	981	174	1107	6.4	2	S1BN8-F 4G25	26.8-28.8	4/4	130	174	92.3	0.86
-	-	-	-	-	-	-	+1	S1BN8-F 10G1.5	15.9-16.9	3/4	97	134	92.9	0.84
-	-	-	-	-	-	-	-	-	-	2/4	65	101	92.2	0.75
-	-	-	-	-	-	-	-	-	-	1/4	34	75	88.5	0.52
1206XNG	120	40	981	174	1107	6.4	2	S1BN8-F 4G25	26.8-28.8	4/4	130	174	92.3	0.86
-	-	-	-	-	-	-	+1	S1BN8-F 10G1.5	15.9-16.9	3/4	97	134	92.9	0.84
-	-	-	-	-	-	-	-	-	-	2/4	65	101	92.2	0.75
-	-	-	-	-	-	-	-	-	-	1/4	34	75	88.5	0.52
1406UNG	140	40	982	202	1347	6.7	2	S1BN8-F 4G25	26.8-28.8	4/4	151	202	92.7	0.86
-	-	-	-	-	-	-	+1	S1BN8-F 10G1.5	15.9-16.9	3/4	113	158	93.0	0.82
-	-	-	-	-	-	-	-	-	-	2/4	76	121	92.5	0.72
-	-	-	-	-	-	-	-	-	-	1/4	39	92	88.8	0.49
1406XNG	140	40	982	202	1347	6.7	2	S1BN8-F 4G25	26.8-28.8	4/4	151	202	92.7	0.86
-	-	-	-	-	-	-	+1	S1BN8-F 10G1.5	15.9-16.9	3/4	113	158	93.0	0.82
-	-	-	-	-	-	-	-	-	-	2/4	76	121	92.5	0.72
-	-	-	-	-	-	-	-	-	-	1/4	39	92	88.8	0.49
1656UNG	165	40	986	249	1775	7.1	2	S1BN8-F 4G35	30.3-32.3	4/4	179	249	92.4	0.83
-	-	-	-	-	-	-	+1	S1BN8-F 10G1.5	15.9-16.9	3/4	134	203	92.6	0.76
-	-	-	-	-	-	-	-	-	-	2/4	90	162	91.8	0.64
-	-	-	-	-	-	-	-	-	-	1/4	47	132	87.8	0.41
1656XNG	165	40	986	249	1775	7.1	2	S1BN8-F 4G35	30.3-32.3	4/4	179	249	92.4	0.83
-	-	-	-	-	-	-	+1	S1BN8-F 10G1.5	15.9-16.9	3/4	134	203	92.6	0.76
-	-	-	-	-	-	-	-	-	-	2/4	90	162	91.8	0.64
-	-	-	-	-	-	-	-	-	-	1/4	47	132	87.8	0.41
1906UNG	190	40	990	268	1760	6.6	2	S1BN8-F 4G50	34.9-36.9	4/4	203	268	93.6	0.87
-	-	-	-	-	-	-	+1	S1BN8-F 10G1.5	15.9-16.9	3/4	152	208	93.8	0.84
-	-	-	-	-	-	-	-	-	-	2/4	102	155	93.1	0.76
-	-	-	-	-	-	-	-	-	-	1/4	53	114	89.6	0.54
1906XNG	190	40	990	268	1760	6.6	2	S1BN8-F 4G50	34.9-36.9	4/4	203	268	93.6	0.87
-	-	-	-	-	-	-	+1	S1BN8-F 10G1.5	15.9-16.9	3/4	152	208	93.8	0.84
-	-	-	-	-	-	-	-	-	-	2/4	102	155	93.1	0.76
-	-	-	-	-	-	-	-	-	-	1/4	53	114	89.6	0.54

Motordaten
6-polig
500 V
50 Hz
3~
G
Standardmotor

Motortyp Effizienz klasse	Nenn- leis- tung P2 [kW]	Max. Förder- mittel- tem- peratur [°C]	Nenn- dreh- zahl n_N [min ⁻¹]	Nenn- strom I_N [A]	Anlauf- strom		St.	Anschlussleitung zur Stromversorgung und als Steuerleitung (+) wenn erforderlich		Motorwerte elektrisch bezogen auf Nennleistung P2				
					I_A [A]	I_A/I_N		Typ	Ø min - max [mm]	Last	Leistg. P1 [kW]	Strom I [A]	η [%]	cos φ [-]
2256UNG -	224	40	993	319	2201	6.9	4 +1	S1BN8-F 4G25 S1BN8-F 10G1.5	26.8-28.8 15.9-16.9	4/4	240	319	93.2	0.87
										3/4	180	254	93.3	0.82
										2/4	121	194	92.4	0.72
										1/4	63	146	88.3	0.50
2256XNG -	224	40	993	319	2201	6.9	4 +1	S1BN8-F 4G25 S1BN8-F 10G1.5	26.8-28.8 15.9-16.9	4/4	240	319	93.2	0.87
										3/4	180	254	93.3	0.82
										2/4	121	194	92.4	0.72
										1/4	63	146	88.3	0.50
2606UNG -	260	40	995	370	2563	6.9	4 +1	S1BN8-F 4G25 S1BN8-F 10G1.5	26.8-28.8 15.9-16.9	4/4	276	370	94.2	0.86
										3/4	207	289	94.2	0.83
										2/4	139	220	93.5	0.73
										1/4	73	166	89.0	0.51
2606XNG -	260	40	995	370	2563	6.9	4 +1	S1BN8-F 4G25 S1BN8-F 10G1.5	26.8-28.8 15.9-16.9	4/4	276	370	94.2	0.86
										3/4	207	289	94.2	0.83
										2/4	139	220	93.5	0.73
										1/4	73	166	89.0	0.51
3206UNG -	320	40	995	447	3113	7.0	4 +1	S1BN8-F 4G35 S1BN8-F 10G1.5	30.3-32.3 15.9-16.9	4/4	337	447	95.0	0.87
										3/4	254	349	94.5	0.84
										2/4	170	258	94.1	0.76
										1/4	88	189	90.9	0.54
3206XNG -	320	40	995	447	3113	7.0	4 +1	S1BN8-F 4G35 S1BN8-F 10G1.5	30.3-32.3 15.9-16.9	4/4	337	447	95.0	0.87
										3/4	254	349	94.5	0.84
										2/4	170	258	94.1	0.76
										1/4	88	189	90.9	0.54

Motordaten
8-polig
500 V
50 Hz
3~
G
Standardmotor

Motortyp	Nennleistung P2 [kW]	Max. Fördermitteltemperatur [°C]	Nenn-drehzahl n _N [min ⁻¹]	Nenn-strom I _N [A]	Anlauf-strom		Anschlussleitung zur Stromversorgung und als Steuerleitung (+) wenn erforderlich			Motorwerte elektrisch bezogen auf Nennleistung P2				
					I _A [A]	I _A /I _N	St.	Typ	Ø min - max [mm]	Last	Leistg. P1 [kW]	Strom I [A]	η [%]	cos φ [-]
118UEG	11	40	728	21.1	112	5.3	1	S1BN8-F 12G1.5	16.6-17.6	4/4	12.8	21.1	86.1	0.70
-										3/4	9.6	17.9	85.7	0.62
-										2/4	6.7	16.0	82.7	0.48
-										1/4	3.7	14.8	73.9	0.29
118XEG	11	40	728	21.1	112	5.3	1	S1BN8-F 12G1.5	16.6-17.6	4/4	12.8	21.1	86.1	0.70
-										3/4	9.6	17.9	85.7	0.62
-										2/4	6.7	16.0	82.7	0.48
-										1/4	3.7	14.8	73.9	0.29
158UEG	15	40	721	29.8	134	4.5	1	S1BN8-F 12G2.5	18.5-19.5	4/4	17.6	29.8	85.4	0.68
-										3/4	13.1	25.6	86.0	0.59
-										2/4	8.9	22.2	84.6	0.46
-										1/4	4.8	19.9	77.5	0.28
158XEG	15	40	721	29.8	134	4.5	1	S1BN8-F 12G2.5	18.5-19.5	4/4	17.6	29.8	85.4	0.68
-										3/4	13.1	25.6	86.0	0.59
-										2/4	8.9	22.2	84.6	0.46
-										1/4	4.8	19.9	77.5	0.28
188UEG	18.5	40	721	35.9	166	4.6	1	S1BN8-F 7G4+5x1.5	21.0-23.0	4/4	21.5	35.9	86.2	0.69
-										3/4	16.0	30.7	86.9	0.60
-										2/4	10.8	26.5	85.8	0.47
-										1/4	5.8	24.1	79.2	0.28
188XEG	18.5	40	721	35.9	166	4.6	1	S1BN8-F 7G4+5x1.5	21.0-23.0	4/4	21.5	35.9	86.2	0.69
-										3/4	16.0	30.7	86.9	0.60
-										2/4	10.8	26.5	85.8	0.47
-										1/4	5.8	24.1	79.2	0.28
228UEG	22	40	721	41.0	192	4.7	1	S1BN8-F 7G4+5x1.5	21.0-23.0	4/4	25.5	41.0	86.2	0.72
-										3/4	19.0	33.8	86.8	0.65
-										2/4	12.8	28.5	85.7	0.52
-										1/4	7.0	25.1	79.0	0.32
228XEG	22	40	721	41.0	192	4.7	1	S1BN8-F 7G4+5x1.5	21.0-23.0	4/4	25.5	41.0	86.2	0.72
-										3/4	19.0	33.8	86.8	0.65
-										2/4	12.8	28.5	85.7	0.52
-										1/4	7.0	25.1	79.0	0.32
308UEG	30	40	735	48.3	240	5.0	2 +1	S1BN8-F 4G4 S1BN8-F 8G1.5	12.4-13.4 14.3-15.3	4/4	33.9	48.3	88.5	0.81
-										3/4	25.3	38.4	89.0	0.76
-										2/4	17.0	30.2	88.2	0.65
-										1/4	9.0	24.9	82.9	0.42
308XEG	30	40	735	48.3	240	5.0	2 +1	S1BN8-F 4G4 S1BN8-F 8G1.5	12.4-13.4 14.3-15.3	4/4	33.9	48.3	88.5	0.81
-										3/4	25.3	38.4	89.0	0.76
-										2/4	17.0	30.2	88.2	0.65
-										1/4	9.0	24.9	82.9	0.42
908UNG	90	40	738	146	776	5.3	2 +1	S1BN8-F 4G16 S1BN8-F 10G1.5	22.5-23.9 15.9-16.9	4/4	99.9	146	90.1	0.79
-										3/4	75.0	117	90.0	0.74
-										2/4	50.7	94	88.8	0.62
-										1/4	27.0	78	83.3	0.40
908XNG	90	40	738	146	776	5.3	2 +1	S1BN8-F 4G16 S1BN8-F 10G1.5	22.5-23.9 15.9-16.9	4/4	99.9	146	90.1	0.79
-										3/4	75.0	117	90.0	0.74
-										2/4	50.7	94	88.8	0.62
-										1/4	27.0	78	83.3	0.40

Motordaten
8-polig
500 V
50 Hz
3~
G
Standardmotor

Motortyp	Nennleistung P2 [kW]	Max. Fördermitteltemperatur [°C]	Nenn-drehzahl n_N [min ⁻¹]	Nenn-strom I_N [A]	Anlauf-strom		St.	Anschlussleitung zur Stromversorgung und als Steuerleitung (+) wenn erforderlich		Motorwerte elektrisch bezogen auf Nennleistung P2					
					I_A [A]	I_A/I_N		Typ	Ø min - max [mm]	Last	Leistung P1 [kW]	Strom I [A]	η [%]	$\cos \varphi$ [-]	
1108UNG	110	40	739	174	895	5.1	2	+1	S1BN8-F 4G25	26.8-28.8	4/4	121	174	91.0	0.80
									S1BN8-F 10G1.5	15.9-16.9	3/4	91	139	91.2	0.75
											2/4	61	111	90.3	0.63
											1/4	32	90	85.9	0.41
1108XNG	110	40	739	174	895	5.1	2	+1	S1BN8-F 4G25	26.8-28.8	4/4	121	174	91.0	0.80
									S1BN8-F 10G1.5	15.9-16.9	3/4	91	139	91.2	0.75
											2/4	61	111	90.3	0.63
											1/4	32	90	85.9	0.41
1308UNG	130	40	740	206	1082	5.3	2	+1	S1BN8-F 4G35	30.3-32.3	4/4	141	206	92.0	0.79
									S1BN8-F 10G1.5	15.9-16.9	3/4	106	165	92.0	0.74
											2/4	71	133	91.0	0.62
											1/4	37	110	86.9	0.39
1308XNG	130	40	740	206	1082	5.3	2	+1	S1BN8-F 4G35	30.3-32.3	4/4	141	206	92.0	0.79
									S1BN8-F 10G1.5	15.9-16.9	3/4	106	165	92.0	0.74
											2/4	71	133	91.0	0.62
											1/4	37	110	86.9	0.39
1508UNG	150	40	745	239	1394	5.8	2	+1	S1BN8-F 4G35	30.3-32.3	4/4	162	239	92.9	0.78
									S1BN8-F 10G1.5	15.9-16.9	3/4	121	194	93.0	0.72
											2/4	82	160	91.5	0.59
											1/4	43	134	87.2	0.37
1508XNG	150	40	745	239	1394	5.8	2	+1	S1BN8-F 4G35	30.3-32.3	4/4	162	239	92.9	0.78
									S1BN8-F 10G1.5	15.9-16.9	3/4	121	194	93.0	0.72
											2/4	82	160	91.5	0.59
											1/4	43	134	87.2	0.37

Motordaten
10-polig
500 V
50 Hz
3~
G
Standardmotor

Motortyp	Nennleistung P2 [kW]	Max. Fördertemperatur [°C]	Nenn-drehzahl n _N [min ⁻¹]	Nennstrom I _N [A]	Anlaufstrom		Anschlussleitung zur Stromversorgung und als Steuerleitung (+) wenn erforderlich			Motorwerte elektrisch bezogen auf Nennleistung P2							
					I _A [A]	I _A /I _N	St.	Typ	Ø min - max [mm]	Last	Leistg. P1 [kW]	Strom I [A]	η [%]	cos φ [-]			
4010UNG	40	40	592	72.2	401	5.6	2	S1BN8-F 4G6	14.3-15.3	4/4	45.4	72.2	88.1	0.73			
										+1	S1BN8-F 10G1.5	15.9-16.9	3/4	34.5	61.3	87.1	0.65
													2/4	23.7	53.1	84.2	0.52
													1/4	13.2	47.7	75.6	0.32
4010XNG	40	40	592	72.2	401	5.6	2	S1BN8-F 4G6	14.3-15.3	4/4	45.4	72.2	88.1	0.73			
										+1	S1BN8-F 10G1.5	15.9-16.9	3/4	34.5	61.3	87.1	0.65
													2/4	23.7	53.1	84.2	0.52
													1/4	13.2	47.7	75.6	0.32
6010UNG	60	40	591	107	535	5.0	2	S1BN8-F 4G10	18.2-19.6	4/4	67.5	107	88.9	0.73			
										+1	S1BN8-F 10G1.5	15.9-16.9	3/4	50.9	91	88.4	0.64
													2/4	34.8	78	86.3	0.51
													1/4	19.0	70	79.1	0.31
6010XNG	60	40	591	107	535	5.0	2	S1BN8-F 4G10	18.2-19.6	4/4	67.5	107	88.9	0.73			
										+1	S1BN8-F 10G1.5	15.9-16.9	3/4	50.9	91	88.4	0.64
													2/4	34.8	78	86.3	0.51
													1/4	19.0	70	79.1	0.31
7510UNG	75	40	585	130	610	4.7	2	S1BN8-F 4G16	22.5-23.9	4/4	83.2	130	90.1	0.74			
										+1	S1BN8-F 10G1.5	15.9-16.9	3/4	62.2	106	90.4	0.67
													2/4	41.9	90	89.5	0.53
													1/4	22.2	77	84.4	0.33
7510XNG	75	40	585	130	610	4.7	2	S1BN8-F 4G16	22.5-23.9	4/4	83.2	130	90.1	0.74			
										+1	S1BN8-F 10G1.5	15.9-16.9	3/4	62.2	106	90.4	0.67
													2/4	41.9	90	89.5	0.53
													1/4	22.2	77	84.4	0.33

Motordaten
4-polig
400 V
50 Hz
3~
G
Energiesparmotor

Motortyp Effizienz klasse	Nenn- leis- tung P2 [kW]	Max. Förder- mittel- tem- peratur [°C]	Nenn- dreh- zahl n_N [min ⁻¹]	Nenn- strom I_N [A]	Anlauf- strom I_A I_A/I_N		St.	Anschlussleitung zur Stromversorgung und als Steuerleitung (+) wenn erforderlich		Motorwerte elektrisch bezogen auf Nennleistung P2				
					Ø min - max [mm]	Typ		Last	Leistg. P1 [kW]	Strom I [A]	η [%]	cos φ [-]		
374UEG IE3	22	40	1478	41.1	341	8.3	1	S1BN8-F 7G4+5x1.5	21.0-23.0	4/4	23.7	41.1	93.0	0.83
										3/4	17.8	32.5	92.9	0.79
										2/4	11.9	25.3	92.4	0.68
										1/4	6.2	19.9	88.7	0.45
374YEG IE3	22	40	1478	41.1	341	8.3	1	S1BN8-F 7G4+5x1.5	21.0-23.0	4/4	23.7	41.1	93.0	0.83
										3/4	17.8	32.5	92.9	0.79
										2/4	11.9	25.3	92.4	0.68
										1/4	6.2	19.9	88.7	0.45
554UEG IE3	30	40	1484	55.1	496	9.0	2 +1	S1BN8-F 4G4	12.4-13.4	4/4	32.1	55.1	93.6	0.84
								S1BN8-F 8G1.5	14.3-15.3	3/4	24.1	44.0	93.5	0.79
										2/4	16.2	34.3	92.8	0.68
										1/4	8.4	26.4	89.0	0.46
554YEG IE3	30	40	1484	55.1	496	9.0	2 +1	S1BN8-F 4G4	12.4-13.4	4/4	32.1	55.1	93.6	0.84
								S1BN8-F 8G1.5	14.3-15.3	3/4	24.1	44.0	93.5	0.79
										2/4	16.2	34.3	92.8	0.68
										1/4	8.4	26.4	89.0	0.46
654UEG IE3	37	40	1483	66.9	595	8.9	2 +1	S1BN8-F 4G6	14.3-15.3	4/4	39.4	66.9	93.9	0.85
								S1BN8-F 8G1.5	14.3-15.3	3/4	29.6	52.7	93.9	0.81
										2/4	19.8	40.2	93.5	0.71
										1/4	10.2	29.6	90.3	0.50
654YEG IE3	37	40	1483	66.9	595	8.9	2 +1	S1BN8-F 4G6	14.3-15.3	4/4	39.4	66.9	93.9	0.85
								S1BN8-F 8G1.5	14.3-15.3	3/4	29.6	52.7	93.9	0.81
										2/4	19.8	40.2	93.5	0.71
										1/4	10.2	29.6	90.3	0.50
754UEG IE3	45	40	1482	78.4	643	8.2	2 +1	S1BN8-F 4G6	14.3-15.3	4/4	47.8	78.4	94.2	0.88
								S1BN8-F 8G1.5	14.3-15.3	3/4	35.8	60.8	94.3	0.85
										2/4	23.9	44.8	94.2	0.77
										1/4	12.3	31.6	91.7	0.56
754YEG IE3	45	40	1482	78.4	643	8.2	2 +1	S1BN8-F 4G6	14.3-15.3	4/4	47.8	78.4	94.2	0.88
								S1BN8-F 8G1.5	14.3-15.3	3/4	35.8	60.8	94.3	0.85
										2/4	23.9	44.8	94.2	0.77
										1/4	12.3	31.6	91.7	0.56
954UNG IE3	55	40	1482	101	869	8.6	2 +1	S1BN8-F 4G10	18.2-19.6	4/4	58.1	101	94.6	0.83
								S1BN8-F 10G1.5	15.9-16.9	3/4	43.8	81	94.2	0.78
										2/4	29.3	62	93.8	0.68
										1/4	15.2	49	90.7	0.45
954YNG IE3	55	40	1482	101	869	8.6	2 +1	S1BN8-F 4G10	18.2-19.6	4/4	58.1	101	94.6	0.83
								S1BN8-F 10G1.5	15.9-16.9	3/4	43.8	81	94.2	0.78
										2/4	29.3	62	93.8	0.68
										1/4	15.2	49	90.7	0.45

MotordatenN
6-polig
400 V
50 Hz
3~
G
Energiesparmotor

Motortyp Effizienz klasse	Nenn- leis- tung P2 [kW]	Max. Förder- mittel- tem- peratur [°C]	Nenn- dreh- zahl n_N [min ⁻¹]	Nenn- strom I_N [A]	Anlauf- strom I_A I_A/I_N [A]		Anschlussleitung zur Stromversorgung und als Steuerleitung (+) wenn erforderlich			Motorwerte elektrisch bezogen auf Nennleistung P2							
					St.	Typ	\varnothing min - max [mm]	Last	Leistg. P1 [kW]	Strom I [A]	η [%]	cos φ [-]					
226UEG IE3	15	40	980	30.4	236	7.8	1	S1BN8-F 12G2.5	18.5-19.5	4/4	16.5	30.4	91.2	0.78			
										3/4	12.4	25.2	90.8	0.71			
										2/4	8.4	20.4	89.8	0.59			
										1/4	4.4	17.8	84.6	0.36			
226YEG IE3	15	40	980	30.4	236	7.8	1	S1BN8-F 12G2.5	18.5-19.5	4/4	16.5	30.4	91.2	0.78			
										3/4	12.4	25.2	90.8	0.71			
										2/4	8.4	20.4	89.8	0.59			
										1/4	4.4	17.8	84.6	0.36			
316UEG IE3	18.5	40	990	33.0	270	8.2	2	S1BN8-F 4G4	12.4-13.4	4/4	20.1	33.0	92.1	0.88			
								+1	S1BN8-F 8G1.5	14.3-15.3	3/4	15.0	25.8	92.5	0.84		
							IE3	2/4	10.1	19.4	91.9	0.75	1/4	5.3	14.3	87.9	0.53
316YEG IE3	18.5	40	990	33.0	270	8.2	2	S1BN8-F 4G4	12.4-13.4	4/4	20.1	33.0	92.1	0.88			
								+1	S1BN8-F 8G1.5	14.3-15.3	3/4	15.0	25.8	92.5	0.84		
							IE3	2/4	10.1	19.4	91.9	0.75	1/4	5.3	14.3	87.9	0.53
376UEG IE3	22	40	988	39.6	317	8.0	2	S1BN8-F 4G4	12.4-13.4	4/4	23.9	39.6	92.2	0.87			
								+1	S1BN8-F 8G1.5	14.3-15.3	3/4	17.8	31.0	92.6	0.83		
							IE3	2/4	11.9	23.6	92.1	0.73	1/4	6.2	18.0	88.3	0.50
376YEG IE3	22	40	988	39.6	317	8.0	2	S1BN8-F 4G4	12.4-13.4	4/4	23.9	39.6	92.2	0.87			
								+1	S1BN8-F 8G1.5	14.3-15.3	3/4	17.8	31.0	92.6	0.83		
							IE3	2/4	11.9	23.6	92.1	0.73	1/4	6.2	18.0	88.3	0.50
456UEG IE3	30	40	990	55.5	477	8.6	2	S1BN8-F 4G4	12.4-13.4	4/4	32.3	55.5	92.9	0.84			
								+1	S1BN8-F 8G1.5	14.3-15.3	3/4	24.2	44.8	93.0	0.78		
							IE3	2/4	16.3	35.0	92.3	0.67	1/4	8.5	28.5	88.5	0.43
456YEG IE3	30	40	990	55.5	477	8.6	2	S1BN8-F 4G4	12.4-13.4	4/4	32.3	55.5	92.9	0.84			
								+1	S1BN8-F 8G1.5	14.3-15.3	3/4	24.2	44.8	93.0	0.78		
							IE3	2/4	16.3	35.0	92.3	0.67	1/4	8.5	28.5	88.5	0.43
556UEG IE3	37	40	990	66.6	566	8.5	2	S1BN8-F 4G6	14.3-15.3	4/4	39.7	66.6	93.3	0.86			
								+1	S1BN8-F 8G1.5	14.3-15.3	3/4	29.7	52.9	93.4	0.81		
							IE3	2/4	19.9	41.0	93.0	0.70	1/4	10.3	31.7	89.6	0.47
556YEG IE3	37	40	990	66.6	566	8.5	2	S1BN8-F 4G6	14.3-15.3	4/4	39.7	66.6	93.3	0.86			
								+1	S1BN8-F 8G1.5	14.3-15.3	3/4	29.7	52.9	93.4	0.81		
							IE3	2/4	19.9	41.0	93.0	0.70	1/4	10.3	31.7	89.6	0.47
806UNG IE3	45	40	990	84.5	744	8.8	2	S1BN8-F 4G10	18.2-19.6	4/4	48.0	84.5	93.7	0.82			
								+1	S1BN8-F 10G1.5	15.9-16.9	3/4	36.2	69.7	93.2	0.75		
							IE3	2/4	24.3	55.7	92.5	0.63	1/4	12.7	46.9	88.8	0.39
806YNG IE3	45	40	990	84.5	744	8.8	2	S1BN8-F 4G10	18.2-19.6	4/4	48.0	84.5	93.7	0.82			
								+1	S1BN8-F 10G1.5	15.9-16.9	3/4	36.2	69.7	93.2	0.75		
							IE3	2/4	24.3	55.7	92.5	0.63	1/4	12.7	46.9	88.8	0.39

Motordaten
6-polig
400 V
50 Hz
3~
G
Energiesparmotor

Motortyp Effizienz klasse	Nennleistung P2 [kW]	Max. Fördermitteltemperatur [°C]	Nenn-drehzahl n_N [min ⁻¹]	Nennstrom I_N [A]	Anlaufstrom		St.	Anschlussleitung zur Stromversorgung und als Steuerleitung (+) wenn erforderlich		Motorwerte elektrisch bezogen auf Nennleistung P2				
					I_A [A]	I_A/I_N		Typ	Ø min - max [mm]	Last	Leistg. P1 [kW]	Strom I [A]	η [%]	cos φ [-]
1206UNG IE3	80	40	991	145	1246	8.6	2 +1	S1BN8-F 4G16 S1BN8-F 10G1.5	22.5-23.9 15.9-16.9	4/4	84.5	145	94.7	0.84
										3/4	63.7	116	94.2	0.79
										2/4	42.6	92	93.9	0.67
										1/4	22.0	72	91.0	0.44
1206YNG IE3	80	40	991	145	1246	8.6	2 +1	S1BN8-F 4G16 S1BN8-F 10G1.5	22.5-23.9 15.9-16.9	4/4	84.5	145	94.7	0.84
										3/4	63.7	116	94.2	0.79
										2/4	42.6	92	93.9	0.67
										1/4	22.0	72	91.0	0.44
1406UNG IE3	100	40	990	175	1521	8.7	2 +1	S1BN8-F 4G25 S1BN8-F 10G1.5	26.8-28.8 15.9-16.9	4/4	105	175	95.0	0.87
										3/4	79	138	94.8	0.83
										2/4	53	105	94.3	0.73
										1/4	27	79	92.9	0.49
1406YNG IE3	100	40	990	175	1521	8.7	2 +1	S1BN8-F 4G25 S1BN8-F 10G1.5	26.8-28.8 15.9-16.9	4/4	105	175	95.0	0.87
										3/4	79	138	94.8	0.83
										2/4	53	105	94.3	0.73
										1/4	27	79	92.9	0.49
1906UNG IE3	135	40	995	243	2090	8.6	2 +1	S1BN8-F 4G50 S1BN8-F 10G1.5	34.9-36.9 15.9-16.9	4/4	142	243	95.4	0.84
										3/4	108	196	94.2	0.79
										2/4	73	154	93.1	0.68
										1/4	38	124	89.1	0.44
1906YNG IE3	135	40	995	243	2090	8.6	2 +1	S1BN8-F 4G50 S1BN8-F 10G1.5	34.9-36.9 15.9-16.9	4/4	142	243	95.4	0.84
										3/4	108	196	94.2	0.79
										2/4	73	154	93.1	0.68
										1/4	38	124	89.1	0.44
2256UNG IE3	150	40	995	258	2270	8.8	2 +1	S1BN8-F 4G50 S1BN8-F 10G1.5	34.9-36.9 15.9-16.9	4/4	157	258	95.5	0.88
										3/4	119	204	94.9	0.84
										2/4	80	153	94.2	0.75
										1/4	41	115	90.8	0.52
2256YNG IE3	150	40	995	258	2270	8.8	2 +1	S1BN8-F 4G50 S1BN8-F 10G1.5	34.9-36.9 15.9-16.9	4/4	157	258	95.5	0.88
										3/4	119	204	94.9	0.84
										2/4	80	153	94.2	0.75
										1/4	41	115	90.8	0.52
3206UNG IE3	200	40	996	342	2910	8.5	4 +1	S1BN8-F 4G25 S1BN8-F 10G1.5	26.8-28.8 15.9-16.9	4/4	209	342	95.8	0.88
										3/4	158	271	95.1	0.84
										2/4	106	199	94.4	0.77
										1/4	55	144	90.9	0.55
3206YNG IE3	200	40	996	342	2910	8.5	4 +1	S1BN8-F 4G25 S1BN8-F 10G1.5	26.8-28.8 15.9-16.9	4/4	209	342	95.8	0.88
										3/4	158	271	95.1	0.84
										2/4	106	199	94.4	0.77
										1/4	55	144	90.9	0.55
3606UNG IE3	260	40	995	440	3610	8.2	4 +1	S1BN8-F 4G35 S1BN8-F 10G1.5	30.3-32.3 15.9-16.9	4/4	271	440	95.8	0.89
										3/4	204	343	95.4	0.86
										2/4	137	254	94.8	0.78
										1/4	71	179	91.8	0.57
3606YNG IE3	260	40	995	440	3610	8.2	4 +1	S1BN8-F 4G35 S1BN8-F 10G1.5	30.3-32.3 15.9-16.9	4/4	271	440	95.8	0.89
										3/4	204	343	95.4	0.86
										2/4	137	254	94.8	0.78
										1/4	71	179	91.8	0.57

Motordaten
6-polig
400 V
50 Hz
3~
G
Energiesparmotor

Motortyp Effizienz klasse	Nenn- leis- tung P2 [kW]	Max. Förder- mittel- tem- peratur [°C]	Nenn- dreh- zahl n_N [min ⁻¹]	Nenn- strom I_N [A]	Anlauf- strom I_A I_A/I_N [A]		Anschlussleitung zur Stromversorgung und als Steuerleitung (+) wenn erforderlich			Motorwerte elektrisch bezogen auf Nennleistung P2				
					St.	Typ	\varnothing min - max [mm]	Last	Leistg. P1 [kW]	Strom I [A]	η [%]	cos φ [-]		
4006UNG IE3	300	40	995	514	4320	8.4	4 +1	S1BN8-F 4G50 S1BN8-F 10G1.5	34.9-36.9 15.9-16.9	4/4	313	514	95.8	0.88
										3/4	236	400	95.4	0.85
										2/4	158	301	94.7	0.76
										1/4	82	219	91.6	0.54
4006YNG IE3	300	40	995	514	4320	8.4	4 +1	S1BN8-F 4G50 S1BN8-F 10G1.5	34.9-36.9 15.9-16.9	4/4	313	514	95.8	0.88
										3/4	236	400	95.4	0.85
										2/4	158	301	94.7	0.76
										1/4	82	219	91.6	0.54
4406UNG IE3	320	40	995	536	4395	8.2	4 +1	S1BN8-F 4G50 S1BN8-F 10G1.5	34.9-36.9 15.9-16.9	4/4	334	536	95.8	0.90
										3/4	251	416	95.6	0.87
										2/4	168	303	95.1	0.80
										1/4	87	212	92.3	0.59
4406YNG IE3	320	40	995	536	4395	8.2	4 +1	S1BN8-F 4G50 S1BN8-F 10G1.5	34.9-36.9 15.9-16.9	4/4	334	536	95.8	0.90
										3/4	251	416	95.6	0.87
										2/4	168	303	95.1	0.80
										1/4	87	212	92.3	0.59

Motordaten
8-polig
400 V
50 Hz
3~
G
Energiesparmotor

Motortyp	Nennleistung P2 [kW]	Max. Fördermitteltemperatur [°C]	Nenn-drehzahl n _N [min ⁻¹]	Nenn-strom I _N [A]	Anlauf-strom			Anschlussleitung zur Stromversorgung und als Steuerleitung (+) wenn erforderlich			Motorwerte elektrisch bezogen auf Nennleistung P2				
					I _A [A]	I _A /I _N	St.	Typ	Ø min - max [mm]	Last	Leistg. P1 [kW]	Strom I [A]	η [%]	cos φ [-]	
158UEG IE3	7.5	40	732	17.0	100	5.9	1	S1BN8-F 12G1.5	16.6-17.6	4/4	8.59	17.0	87.3	0.73	
										3/4	8.59	14.2	86.9	0.66	
										2/4	8.59	11.9	85.7	0.53	
										1/4	8.59	10.8	78.3	0.32	
158YEG IE3	7.5	40	732	17.0	100	5.9	1	S1BN8-F 12G1.5	16.6-17.6	4/4	8.59	17.0	87.3	0.73	
										3/4	8.59	14.2	86.9	0.66	
										2/4	8.59	11.9	85.7	0.53	
										1/4	8.59	10.8	78.3	0.32	
188UEG IE3	11	40	729	24.2	133	5.5	1	S1BN8-F 12G2.5	18.5-19.5	4/4	12.4	24.2	88.6	0.74	
										3/4	12.4	20.9	86.2	0.66	
										2/4	12.4	16.9	85.4	0.55	
										1/4	12.4	14.6	79.9	0.34	
188YEG IE3	11	40	729	24.2	133	5.5	1	S1BN8-F 12G2.5	18.5-19.5	4/4	12.4	24.2	88.6	0.74	
										3/4	12.4	20.9	86.2	0.66	
										2/4	12.4	16.9	85.4	0.55	
										1/4	12.4	14.6	79.9	0.34	
228UEG IE3	15	40	729	32.7	180	5.5	1	S1BN8-F 7G4+5x1.5	21.0-23.0	4/4	16.7	32.7	89.6	0.74	
										3/4	16.7	27.1	89.5	0.67	
										2/4	16.7	22.6	88.8	0.54	
										1/4	16.7	19.6	83.7	0.33	
228YEG IE3	15	40	729	32.7	180	5.5	1	S1BN8-F 7G4+5x1.5	21.0-23.0	4/4	16.7	32.7	89.6	0.74	
										3/4	16.7	27.1	89.5	0.67	
										2/4	16.7	22.6	88.8	0.54	
										1/4	16.7	19.6	83.7	0.33	
308UEG IE3	18.5	40	738	36.5	212	5.8	2 +1	S1BN8-F 4G4 S1BN8-F 8G1.5	12.4-13.4 14.3-15.3	4/4	20.5	36.5	90.3	0.81	
										3/4	20.5	29.4	90.9	0.75	
										2/4	20.5	23.1	90.3	0.64	
										1/4	20.5	19.0	85.9	0.41	
308YEG IE3	18.5	40	738	36.5	212	5.8	2 +1	S1BN8-F 4G4 S1BN8-F 8G1.5	12.4-13.4 14.3-15.3	4/4	20.5	36.5	90.3	0.81	
										3/4	20.5	29.4	90.9	0.75	
										2/4	20.5	23.1	90.3	0.64	
										1/4	20.5	19.0	85.9	0.41	
378UEG IE3	22	40	738	42.7	244	5.7	2 +1	S1BN8-F 4G4 S1BN8-F 8G1.5	12.4-13.4 14.3-15.3	4/4	24.3	42.7	90.6	0.82	
										3/4	24.3	33.9	91.3	0.77	
										2/4	24.3	26.4	91.0	0.66	
										1/4	24.3	21.1	87.4	0.43	
378YEG IE3	22	40	738	42.7	244	5.7	2 +1	S1BN8-F 4G4 S1BN8-F 8G1.5	12.4-13.4 14.3-15.3	4/4	24.3	42.7	90.6	0.82	
										3/4	24.3	33.9	91.3	0.77	
										2/4	24.3	26.4	91.0	0.66	
										1/4	24.3	21.1	87.4	0.43	
458UEG IE3	30	40	734	57.8	319	5.5	2 +1	S1BN8-F 4G4 S1BN8-F 8G1.5	12.4-13.4 14.3-15.3	4/4	32.9	57.8	91.3	0.82	
										3/4	32.9	45.9	91.8	0.77	
										2/4	32.9	35.3	91.6	0.67	
										1/4	32.9	27.9	88.3	0.44	
458YEG IE3	30	40	734	57.8	319	5.5	2 +1	S1BN8-F 4G4 S1BN8-F 8G1.5	12.4-13.4 14.3-15.3	4/4	32.9	57.8	91.3	0.82	
										3/4	32.9	45.9	91.8	0.77	
										2/4	32.9	35.3	91.6	0.67	
										1/4	32.9	27.9	88.3	0.44	

Motordaten
8-polig
400 V
50 Hz
3~
G
Energiesparmotor

Motortyp	Nennleistung P2 [kW]	Max. Fördertemperatur [°C]	Nenn-drehzahl n_N [min ⁻¹]	Nennstrom I_N [A]	Anlaufstrom		Anschlussleitung zur Stromversorgung und als Steuerleitung (+) wenn erforderlich			Motorwerte elektrisch bezogen auf Nennleistung P2				
					I_A [A]	I_A/I_N	St.	Typ	Ø min - max [mm]	Last	Leistg. P1 [kW]	Strom I [A]	η [%]	cos φ [-]
1108UNG	75	40	742	151	1042	6.9	2	S1BN8-F 4G16 S1BN8-F 10G1.5	22.5-23.9	4/4	80.6	151	93.1	0.77
IE3							+1		15.9-16.9	3/4	80.6	125	92.8	0.70
										2/4	80.6	101	92.4	0.58
										1/4	80.6	86	90.0	0.35
1108YNG	75	40	742	151	1042	6.9	2	S1BN8-F 4G16 S1BN8-F 10G1.5	22.5-23.9	4/4	80.6	151	93.1	0.77
IE3							+1		15.9-16.9	3/4	80.6	125	92.8	0.70
										2/4	80.6	101	92.4	0.58
										1/4	80.6	86	90.0	0.35
1508UNG	90	40	746	181	1375	7.6	2	S1BN8-F 4G25 S1BN8-F 10G1.5	26.8-28.8	4/4	96.4	181	93.4	0.77
IE3							+1		15.9-16.9	3/4	96.4	150	92.8	0.70
										2/4	96.4	126	91.8	0.56
										1/4	96.4	109	87.6	0.34
1508YNG	90	40	746	181	1375	7.6	2	S1BN8-F 4G25 S1BN8-F 10G1.5	26.8-28.8	4/4	96.4	181	93.4	0.77
IE3							+1		15.9-16.9	3/4	96.4	150	92.8	0.70
										2/4	96.4	126	91.8	0.56
										1/4	96.4	109	87.6	0.34
1858UNG	110	40	746	223	1717	7.7	2	S1BN8-F 4G35 S1BN8-F 10G1.5	30.3-32.3	4/4	117	223	93.7	0.76
IE3							+1		15.9-16.9	3/4	117	185	93.5	0.69
										2/4	117	154	92.1	0.56
										1/4	117	134	87.3	0.34
1858YNG	110	40	746	223	1717	7.7	2	S1BN8-F 4G35 S1BN8-F 10G1.5	30.3-32.3	4/4	117	223	93.7	0.76
IE3							+1		15.9-16.9	3/4	117	185	93.5	0.69
										2/4	117	154	92.1	0.56
										1/4	117	134	87.3	0.34

Motordaten
4-polig
500 V
50 Hz
3~
G
Energiesparmotor

Motortyp Effizienz klasse	Nenn- leis- tung P2 [kW]	Max. Förder- mittel- tem- peratur [°C]	Nenn- dreh- zahl n_N [min ⁻¹]	Nenn- strom I_N [A]	Anlauf- strom I_A I_A/I_N		St.	Anschlussleitung zur Stromversorgung und als Steuerleitung (+) wenn erforderlich		Motorwerte elektrisch bezogen auf Nennleistung P2				
					Ø min - max [mm]	Typ		Last	Leistg. P1 [kW]	Strom I [A]	η [%]	cos φ [-]		
374UEG IE3	22	40	1478	32.9	273	8.3	1	S1BN8-F 7G4+5x1.5	21.0-23.0	4/4	23.7	32.9	93.0	0.83
										3/4	17.8	26.0	92.9	0.79
										2/4	11.9	20.2	92.4	0.68
										1/4	6.2	15.9	88.7	0.45
374YEG IE3	22	40	1478	32.9	273	8.3	1	S1BN8-F 7G4+5x1.5	21.0-23.0	4/4	23.7	32.9	93.0	0.83
										3/4	17.8	26.0	92.9	0.79
										2/4	11.9	20.2	92.4	0.68
										1/4	6.2	15.9	88.7	0.45
554UEG IE3	30	40	1484	44.1	397	9.0	2 +1	S1BN8-F 4G4	12.4-13.4	4/4	32.1	44.1	93.6	0.84
								S1BN8-F 8G1.5	14.3-15.3	3/4	24.1	35.2	93.5	0.79
										2/4	16.2	27.4	92.8	0.68
										1/4	8.4	21.1	89.0	0.46
554YEG IE3	30	40	1484	44.1	397	9.0	2 +1	S1BN8-F 4G4	12.4-13.4	4/4	32.1	44.1	93.6	0.84
								S1BN8-F 8G1.5	14.3-15.3	3/4	24.1	35.2	93.5	0.79
										2/4	16.2	27.4	92.8	0.68
										1/4	8.4	21.1	89.0	0.46
654UEG IE3	37	40	1483	53.5	476	8.9	2 +1	S1BN8-F 4G4	12.4-13.4	4/4	39.4	53.5	93.9	0.85
								S1BN8-F 8G1.5	14.3-15.3	3/4	29.6	42.2	93.9	0.81
										2/4	19.8	32.2	93.5	0.71
										1/4	10.2	23.7	90.3	0.50
654YEG IE3	37	40	1483	53.5	476	8.9	2 +1	S1BN8-F 4G4	12.4-13.4	4/4	39.4	53.5	93.9	0.85
								S1BN8-F 8G1.5	14.3-15.3	3/4	29.6	42.2	93.9	0.81
										2/4	19.8	32.2	93.5	0.71
										1/4	10.2	23.7	90.3	0.50
754UEG IE3	45	40	1482	62.7	514	8.2	2 +1	S1BN8-F 4G4	12.4-13.4	4/4	47.8	62.7	94.2	0.88
								S1BN8-F 8G1.5	14.3-15.3	3/4	35.8	48.6	94.3	0.85
										2/4	23.9	35.8	94.2	0.77
										1/4	12.3	25.3	91.7	0.56
754YEG IE3	45	40	1482	62.7	514	8.2	2 +1	S1BN8-F 4G4	12.4-13.4	4/4	47.8	62.7	94.2	0.88
								S1BN8-F 8G1.5	14.3-15.3	3/4	35.8	48.6	94.3	0.85
										2/4	23.9	35.8	94.2	0.77
										1/4	12.3	25.3	91.7	0.56
954UNG IE3	55	40	1482	80.8	695	8.6	2 +1	S1BN8-F 4G6	14.3-15.3	4/4	58.1	80.8	94.6	0.83
								S1BN8-F 10G1.5	15.9-16.9	3/4	43.8	64.8	94.2	0.78
										2/4	29.3	49.6	93.8	0.68
										1/4	15.2	39.2	90.7	0.45
954YNG IE3	55	40	1482	80.8	695	8.6	2 +1	S1BN8-F 4G6	14.3-15.3	4/4	58.1	80.8	94.6	0.83
								S1BN8-F 10G1.5	15.9-16.9	3/4	43.8	64.8	94.2	0.78
										2/4	29.3	49.6	93.8	0.68
										1/4	15.2	39.2	90.7	0.45

Motordaten
6-polig
500 V
50 Hz
3~
G
Energiesparmotor

Motortyp Effizienz klasse	Nenn- leis- tung P2 [kW]	Max. Förder- mittel- tem- peratur [°C]	Nenn- dreh- zahl n_N [min ⁻¹]	Nenn- strom I_N [A]	Anlauf- strom I_A I_A/I_N		Anschlussleitung zur Stromversorgung und als Steuerleitung (+) wenn erforderlich			Motorwerte elektrisch bezogen auf Nennleistung P2											
					St.	Typ	Ø min - max [mm]	Last	Leistg. P1 [kW]	Strom I [A]	η [%]	cos φ [-]									
226UEG IE3	15	40	980	24.3	189	7.8	1	S1BN8-F 12G2.5	18.5-19.5	4/4	16.5	24.3	91.2	0.78							
										3/4	12.4	20.2	90.8	0.71							
										2/4	8.4	16.3	89.8	0.59							
										1/4	4.4	14.2	84.6	0.36							
226YEG IE3	15	40	980	24.3	189	7.8	1	S1BN8-F 12G2.5	18.5-19.5	4/4	16.5	24.3	91.2	0.78							
										3/4	12.4	20.2	90.8	0.71							
										2/4	8.4	16.3	89.8	0.59							
										1/4	4.4	14.2	84.6	0.36							
316UEG IE3	18.5	40	990	26.4	216	8.2	2	S1BN8-F 4G4	12.4-13.4	4/4	20.1	26.4	92.1	0.88							
								+1	S1BN8-F 8G1.5	14.3-15.3	3/4	15.0	20.6	92.5	0.84						
							IE3	18.5	40	990	26.4	216	8.2	2	+1	S1BN8-F 4G4	12.4-13.4	20.1	26.4	92.1	0.88
2/4	10.1	15.5	91.9	0.75																	
1/4	5.3	11.4	87.9	0.53																	
316YEG IE3	18.5	40	990	26.4	216	8.2	2	S1BN8-F 4G4	12.4-13.4	4/4	20.1	26.4	92.1	0.88							
								+1	S1BN8-F 8G1.5	14.3-15.3	3/4	15.0	20.6	92.5	0.84						
							IE3	18.5	40	990	26.4	216	8.2	2	+1	S1BN8-F 4G4	12.4-13.4	20.1	26.4	92.1	0.88
2/4	10.1	15.5	91.9	0.75																	
1/4	5.3	11.4	87.9	0.53																	
376UEG IE3	22	40	988	31.7	254	8.0	2	S1BN8-F 4G4	12.4-13.4	4/4	23.9	31.7	92.2	0.87							
								+1	S1BN8-F 8G1.5	14.3-15.3	3/4	17.8	24.8	92.6	0.83						
							IE3	22	40	988	31.7	254	8.0	2	+1	S1BN8-F 4G4	12.4-13.4	23.9	31.7	92.2	0.87
2/4	11.9	18.9	92.1	0.73																	
1/4	6.2	14.4	88.3	0.50																	
376YEG IE3	22	40	988	31.7	254	8.0	2	S1BN8-F 4G4	12.4-13.4	4/4	23.9	31.7	92.2	0.87							
								+1	S1BN8-F 8G1.5	14.3-15.3	3/4	17.8	24.8	92.6	0.83						
							IE3	22	40	988	31.7	254	8.0	2	+1	S1BN8-F 4G4	12.4-13.4	23.9	31.7	92.2	0.87
2/4	11.9	18.9	92.1	0.73																	
1/4	6.2	14.4	88.3	0.50																	
456UEG IE3	30	40	990	44.4	382	8.6	2	S1BN8-F 4G4	12.4-13.4	4/4	32.3	44.4	92.9	0.84							
								+1	S1BN8-F 8G1.5	14.3-15.3	3/4	24.2	35.8	93.0	0.78						
							IE3	30	40	990	44.4	382	8.6	2	+1	S1BN8-F 4G4	12.4-13.4	32.3	44.4	92.9	0.84
2/4	16.3	28.0	92.3	0.67																	
1/4	8.5	22.8	88.5	0.43																	
456YEG IE3	30	40	990	44.4	382	8.6	2	S1BN8-F 4G4	12.4-13.4	4/4	32.3	44.4	92.9	0.84							
								+1	S1BN8-F 8G1.5	14.3-15.3	3/4	24.2	35.8	93.0	0.78						
							IE3	30	40	990	44.4	382	8.6	2	+1	S1BN8-F 4G4	12.4-13.4	32.3	44.4	92.9	0.84
2/4	16.3	28.0	92.3	0.67																	
1/4	8.5	22.8	88.5	0.43																	
556UEG IE3	37	40	990	53.3	453	8.5	2	S1BN8-F 4G4	12.4-13.4	4/4	39.7	53.3	93.3	0.86							
								+1	S1BN8-F 8G1.5	14.3-15.3	3/4	29.7	42.3	93.4	0.81						
							IE3	37	40	990	53.3	453	8.5	2	+1	S1BN8-F 4G4	12.4-13.4	39.7	53.3	93.3	0.86
2/4	19.9	32.8	93.0	0.70																	
1/4	10.3	25.4	89.6	0.47																	
556YEG IE3	37	40	990	53.3	453	8.5	2	S1BN8-F 4G4	12.4-13.4	4/4	39.7	53.3	93.3	0.86							
								+1	S1BN8-F 8G1.5	14.3-15.3	3/4	29.7	42.3	93.4	0.81						
							IE3	37	40	990	53.3	453	8.5	2	+1	S1BN8-F 4G4	12.4-13.4	39.7	53.3	93.3	0.86
2/4	19.9	32.8	93.0	0.70																	
1/4	10.3	25.4	89.6	0.47																	
806UNG IE3	45	40	990	67.6	595	8.8	2	S1BN8-F 4G6	14.3-15.3	4/4	48.0	67.6	93.7	0.82							
								+1	S1BN8-F 10G1.5	15.9-16.9	3/4	36.2	55.8	93.2	0.75						
							IE3	45	40	990	67.6	595	8.8	2	+1	S1BN8-F 4G6	14.3-15.3	48.0	67.6	93.7	0.82
2/4	24.3	44.6	92.5	0.63																	
1/4	12.7	37.5	88.8	0.39																	
806YNG IE3	45	40	990	67.6	595	8.8	2	S1BN8-F 4G6	14.3-15.3	4/4	48.0	67.6	93.7	0.82							
								+1	S1BN8-F 10G1.5	15.9-16.9	3/4	36.2	55.8	93.2	0.75						
							IE3	45	40	990	67.6	595	8.8	2	+1	S1BN8-F 4G6	14.3-15.3	48.0	67.6	93.7	0.82
2/4	24.3	44.6	92.5	0.63																	
1/4	12.7	37.5	88.8	0.39																	

Motordaten
6-polig
500 V
50 Hz
3~
G
Energiesparmotor

Motortyp Effizienz klasse	Nennleistung P2 [kW]	Max. Fördermitteltemperatur [°C]	Nenn-drehzahl n_N [min ⁻¹]	Nennstrom I_N [A]	Anlaufstrom		Anschlussleitung zur Stromversorgung und als Steuerleitung (+) wenn erforderlich			Motorwerte elektrisch bezogen auf Nennleistung P2				
					I_A [A]	I_A/I_N	St.	Typ	Ø min - max [mm]	Last	Leistg. P1 [kW]	Strom I [A]	η [%]	cos φ [-]
1206UNG IE3	80	40	991	116	997	8.6	2 +1	S1BN8-F 4G16 S1BN8-F 10G1.5	22.5-23.9 15.9-16.9	4/4	84.5	116	94.7	0.84
										3/4	63.7	93	94.2	0.79
										2/4	42.6	74	93.9	0.67
										1/4	22.0	58	91.0	0.44
1206YNG IE3	80	40	991	116	997	8.6	2 +1	S1BN8-F 4G16 S1BN8-F 10G1.5	22.5-23.9 15.9-16.9	4/4	84.5	116	94.7	0.84
										3/4	63.7	93	94.2	0.79
										2/4	42.6	74	93.9	0.67
										1/4	22.0	58	91.0	0.44
1406UNG IE3	100	40	990	140	1217	8.7	2 +1	S1BN8-F 4G16 S1BN8-F 10G1.5	22.5-23.9 15.9-16.9	4/4	105	140	95.0	0.87
										3/4	79	110	94.8	0.83
										2/4	53	84	94.3	0.73
										1/4	27	63	92.9	0.49
1406YNG IE3	100	40	990	140	1217	8.7	2 +1	S1BN8-F 4G16 S1BN8-F 10G1.5	22.5-23.9 15.9-16.9	4/4	105	140	95.0	0.87
										3/4	79	110	94.8	0.83
										2/4	53	84	94.3	0.73
										1/4	27	63	92.9	0.49
1906UNG IE3	135	40	995	194	1669	8.6	2 +1	S1BN8-F 4G25 S1BN8-F 10G1.5	26.8-28.8 15.9-16.9	4/4	142	194	95.4	0.84
										3/4	108	157	94.2	0.79
										2/4	73	123	93.1	0.68
										1/4	38	99	89.1	0.44
1906YNG IE3	135	40	995	194	1669	8.6	2 +1	S1BN8-F 4G25 S1BN8-F 10G1.5	26.8-28.8 15.9-16.9	4/4	142	194	95.4	0.84
										3/4	108	157	94.2	0.79
										2/4	73	123	93.1	0.68
										1/4	38	99	89.1	0.44
2256UNG IE3	150	40	995	206	1812	8.8	2 +1	S1BN8-F 4G35 S1BN8-F 10G1.5	30.3-32.3 15.9-16.9	4/4	157	206	95.5	0.88
										3/4	119	163	94.9	0.84
										2/4	80	122	94.2	0.75
										1/4	41	92	90.8	0.52
2256YNG IE3	150	40	995	206	1812	8.8	2 +1	S1BN8-F 4G35 S1BN8-F 10G1.5	30.3-32.3 15.9-16.9	4/4	157	206	95.5	0.88
										3/4	119	163	94.9	0.84
										2/4	80	122	94.2	0.75
										1/4	41	92	90.8	0.52
3206UNG IE3	200	40	996	274	2331	8.5	4 +1	S1BN8-F 4G25 S1BN8-F 10G1.5	26.8-28.8 15.9-16.9	4/4	209	274	95.8	0.88
										3/4	158	217	95.1	0.84
										2/4	106	159	94.4	0.77
										1/4	55	115	90.9	0.55
3206YNG IE3	200	40	996	274	2331	8.5	4 +1	S1BN8-F 4G25 S1BN8-F 10G1.5	26.8-28.8 15.9-16.9	4/4	209	274	95.8	0.88
										3/4	158	217	95.1	0.84
										2/4	106	159	94.4	0.77
										1/4	55	115	90.9	0.55
3606UNG IE3	260	40	995	352	2888	8.2	4 +1	S1BN8-F 4G25 S1BN8-F 10G1.5	26.8-28.8 15.9-16.9	4/4	271	352	95.8	0.89
										3/4	204	274	95.4	0.86
										2/4	137	203	94.8	0.78
										1/4	71	143	91.8	0.57
3606YNG IE3	260	40	995	352	2888	8.2	4 +1	S1BN8-F 4G25 S1BN8-F 10G1.5	26.8-28.8 15.9-16.9	4/4	271	352	95.8	0.89
										3/4	204	274	95.4	0.86
										2/4	137	203	94.8	0.78
										1/4	71	143	91.8	0.57

Motordaten
6-polig
500 V
50 Hz
3~
G
Energiesparmotor

Motortyp Effizienz klasse	Nenn- leis- tung P2 [kW]	Max. Förder- mittel- tem- peratur [°C]	Nenn- dreh- zahl n_N [min ⁻¹]	Nenn- strom I_N [A]	Anlauf- strom I_A I_A/I_N [A]		Anschlussleitung zur Stromversorgung und als Steuerleitung (+) wenn erforderlich			Motorwerte elektrisch bezogen auf Nennleistung P2				
					St.	Typ	\varnothing min - max [mm]	Last	Leistg. P1 [kW]	Strom I [A]	η [%]	cos φ [-]		
4006UNG IE3	300	40	995	411	3454	8.4	4 +1	S1BN8-F 4G35 S1BN8-F 10G1.5	30.3-32.3 15.9-16.9	4/4	313	411	95.8	0.88
										3/4	236	320	95.4	0.85
										2/4	158	241	94.7	0.76
										1/4	82	175	91.6	0.54
4006YNG IE3	300	40	995	411	3454	8.4	4 +1	S1BN8-F 4G35 S1BN8-F 10G1.5	30.3-32.3 15.9-16.9	4/4	313	411	95.8	0.88
										3/4	236	320	95.4	0.85
										2/4	158	241	94.7	0.76
										1/4	82	175	91.6	0.54
4406UNG IE3	320	40	995	429	3518	8.2	4 +1	S1BN8-F 4G35 S1BN8-F 10G1.5	30.3-32.3 15.9-16.9	4/4	334	429	95.8	0.90
										3/4	251	333	95.6	0.87
										2/4	168	242	95.1	0.80
										1/4	87	170	92.3	0.59
4406YNG IE3	320	40	995	429	3518	8.2	4 +1	S1BN8-F 4G35 S1BN8-F 10G1.5	30.3-32.3 15.9-16.9	4/4	334	429	95.8	0.90
										3/4	251	333	95.6	0.87
										2/4	168	242	95.1	0.80
										1/4	87	170	92.3	0.59

Motordaten
8-polig
500 V
50 Hz
3~
G
Energiesparmotor

Motortyp	Nennleistung P2	Max. Fördermitteltemperatur [°C]	Nenn-drehzahl n _N [min ⁻¹]	Nenn-strom I _N [A]	Anlauf-strom		Anschlussleitung zur Stromversorgung und als Steuerleitung (+) wenn erforderlich			Motorwerte elektrisch bezogen auf Nennleistung P2				
					I _A [A]	I _A /I _N	St.	Typ	Ø min - max [mm]	Last	Leistg. P1 [kW]	Strom I [A]	η [%]	cos φ [-]
158UEG IE3	7.5	40	732	13.6	80	5.9	1	S1BN8-F 12G1.5	16.6-17.6	4/4	8.59	13.6	87.3	0.73
										3/4	6.47	11.4	86.9	0.66
										2/4	4.38	9.5	85.7	0.53
										1/4	2.40	8.6	78.3	0.32
158YEG IE3	7.5	40	732	13.6	80	5.9	1	S1BN8-F 12G1.5	16.6-17.6	4/4	8.59	13.6	87.3	0.73
										3/4	6.47	11.4	86.9	0.66
										2/4	4.38	9.5	85.7	0.53
										1/4	2.40	8.6	78.3	0.32
188UEG IE3	11	40	729	19.4	106	5.5	1	S1BN8-F 12G1.5	16.6-17.6	4/4	12.4	19.4	88.6	0.74
										3/4	9.6	16.7	86.2	0.66
										2/4	6.4	13.5	85.4	0.55
										1/4	3.4	11.7	79.9	0.34
188YEG IE3	11	40	729	19.4	106	5.5	1	S1BN8-F 12G1.5	16.6-17.6	4/4	12.4	19.4	88.6	0.74
										3/4	9.6	16.7	86.2	0.66
										2/4	6.4	13.5	85.4	0.55
										1/4	3.4	11.7	79.9	0.34
228UEG IE3	15	40	729	26.2	144	5.5	1	S1BN8-F 12G2.5	18.5-19.5	4/4	16.7	26.2	89.6	0.74
										3/4	12.6	21.7	89.5	0.67
										2/4	8.4	18.1	88.8	0.54
										1/4	4.5	15.7	83.7	0.33
228YEG IE3	15	40	729	26.2	144	5.5	1	S1BN8-F 12G2.5	18.5-19.5	4/4	16.7	26.2	89.6	0.74
										3/4	12.6	21.7	89.5	0.67
										2/4	8.4	18.1	88.8	0.54
										1/4	4.5	15.7	83.7	0.33
308UEG IE3	18.5	40	738	29.2	170	5.8	2 +1	S1BN8-F 4G4	12.4-13.4	4/4	20.5	29.2	90.3	0.81
								S1BN8-F 8G1.5	14.3-15.3	3/4	15.3	23.5	90.9	0.75
										2/4	10.2	18.5	90.3	0.64
										1/4	5.4	15.2	85.9	0.41
308YEG IE3	18.5	40	738	29.2	170	5.8	2 +1	S1BN8-F 4G4	12.4-13.4	4/4	20.5	29.2	90.3	0.81
								S1BN8-F 8G1.5	14.3-15.3	3/4	15.3	23.5	90.9	0.75
										2/4	10.2	18.5	90.3	0.64
										1/4	5.4	15.2	85.9	0.41
378UEG IE3	22	40	738	34.2	195	5.7	2 +1	S1BN8-F 4G4	12.4-13.4	4/4	24.3	34.2	90.6	0.82
								S1BN8-F 8G1.5	14.3-15.3	3/4	18.1	27.1	91.3	0.77
										2/4	12.1	21.1	91.0	0.66
										1/4	6.3	16.9	87.4	0.43
378YEG IE3	22	40	738	34.2	195	5.7	2 +1	S1BN8-F 4G4	12.4-13.4	4/4	24.3	34.2	90.6	0.82
								S1BN8-F 8G1.5	14.3-15.3	3/4	18.1	27.1	91.3	0.77
										2/4	12.1	21.1	91.0	0.66
										1/4	6.3	16.9	87.4	0.43
458UEG IE3	30	40	734	46.2	255	5.5	2 +1	S1BN8-F 4G4	12.4-13.4	4/4	32.9	46.2	91.3	0.82
								S1BN8-F 8G1.5	14.3-15.3	3/4	24.5	36.7	91.8	0.77
										2/4	16.4	28.2	91.6	0.67
										1/4	8.5	22.3	88.3	0.44
458YEG IE3	30	40	734	46.2	255	5.5	2 +1	S1BN8-F 4G4	12.4-13.4	4/4	32.9	46.2	91.3	0.82
								S1BN8-F 8G1.5	14.3-15.3	3/4	24.5	36.7	91.8	0.77
										2/4	16.4	28.2	91.6	0.67
										1/4	8.5	22.3	88.3	0.44

Motordaten
8-polig
500 V
50 Hz
3~
G
Energiesparmotor

Motortyp	Nennleistung P2 [kW]	Max. Fördermitteltemperatur [°C]	Nenn-drehzahl n _N [min ⁻¹]	Nennstrom I _N [A]	Anlaufstrom		Anschlussleitung zur Stromversorgung und als Steuerleitung (+) wenn erforderlich			Motorwerte elektrisch bezogen auf Nennleistung P2				
					I _A [A]	I _A /I _N	St.	Typ	Ø min - max [mm]	Last	Leistung P1 [kW]	Strom I [A]	η [%]	cos φ [-]
1108UNG IE3	75	40	742	121	835	6.9	2 +1	S1BN8-F 4G16 S1BN8-F 10G1.5	22.5-23.9 15.9-16.9	4/4	80.6	121	93.1	0.77
										3/4	60.6	100	92.8	0.70
										2/4	40.6	81	92.4	0.58
										1/4	20.8	69	90.0	0.35
1108YNG IE3	75	40	742	121	835	6.9	2 +1	S1BN8-F 4G16 S1BN8-F 10G1.5	22.5-23.9 15.9-16.9	4/4	80.6	121	93.1	0.77
										3/4	60.6	100	92.8	0.70
										2/4	40.6	81	92.4	0.58
										1/4	20.8	69	90.0	0.35
1508UNG IE3	90	40	746	145	1102	7.6	2 +1	S1BN8-F 4G25 S1BN8-F 10G1.5	26.8-28.8 15.9-16.9	4/4	96.4	145	93.4	0.77
										3/4	72.7	120	92.8	0.70
										2/4	49.0	101	91.8	0.56
										1/4	25.7	87	87.6	0.34
1508YNG IE3	90	40	746	145	1102	7.6	2 +1	S1BN8-F 4G25 S1BN8-F 10G1.5	26.8-28.8 15.9-16.9	4/4	96.4	145	93.4	0.77
										3/4	72.7	120	92.8	0.70
										2/4	49.0	101	91.8	0.56
										1/4	25.7	87	87.6	0.34
1858UNG IE3	110	40	746	178	1371	7.7	2 +1	S1BN8-F 4G25 S1BN8-F 10G1.5	26.8-28.8 15.9-16.9	4/4	117	178	93.7	0.76
										3/4	88	148	93.5	0.69
										2/4	60	123	92.1	0.56
										1/4	32	107	87.3	0.34
1858YNG IE3	110	40	746	178	1371	7.7	2 +1	S1BN8-F 4G25 S1BN8-F 10G1.5	26.8-28.8 15.9-16.9	4/4	117	178	93.7	0.76
										3/4	88	148	93.5	0.69
										2/4	60	123	92.1	0.56
										1/4	32	107	87.3	0.34

