

TR

DRUM TRANSFER PUMPS



- Product designed and constructed in Italy
- Portable
- Suitable for corrosive fluids
- Adjustable flow rate (air-operated version)
- No mechanical seals
- Easy to disassemble
- Viscosity up to 900 cps
- Max flow rate 90 l/min



The drum transfer pumps consist of a dip tube with an open impeller at the end. The impeller is fixed on the drive shaft connected to the pump by means of a ring nut.


Operation involves an impeller integrated with the shaft and connected to the electric or air-operated motor by means of a coupling. Drum transfer pumps must only be used with the shaft positioned vertically and the pump immersed in

fluid; Running dry or in the presence of air bubbles could damage the shaft guide internal bushing. The portable drum transfer pump is ideal for pumping corrosive fluids and operates by immersion in the fluid.

TR PUMPS CODES ENCODING

e.g. TRPH1200
TR PP, Hastelloy shaft, dip tube length 1200 mm

TR	P	H	1200
PUMP MODEL	PUMP MATERIAL	SHAFT MATERIAL	TUBE LENGTH
TR - Drum transfer	P - Polypropylene F - PVDF A - AISI 316	H - Hastelloy A - AISI 316	0900 - 900 mm 1200 - 1200 mm



Specifications and types

TRP - Polypropylene body

Dip tube	Ø 42 mm
Hose connector	Ø 25 mm
Max operating temperature	65° C
Total weight kg*	1,4 for length of 900 mm / 1,7 for length of 1200 mm
Dip tube mat.	Polypropylene
Shaft mat.	HASTELLOY or AISI 316
Impeller mat.	ECTFE
Suction intake mat.	Polypropylene
MIM Fluid contact sealing gasket mat.	Viton®
Length mm	900 or 1200
Max operating temperature	from +3°C to +65°C

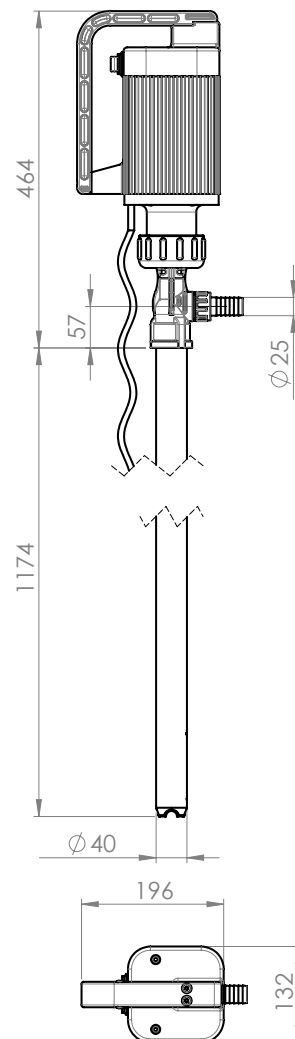
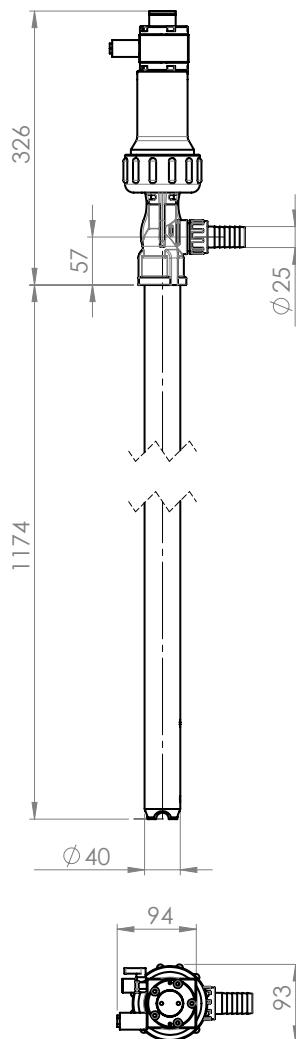
*Weight refers to the pump without the motor.



Pneumatic motor



Electric motor



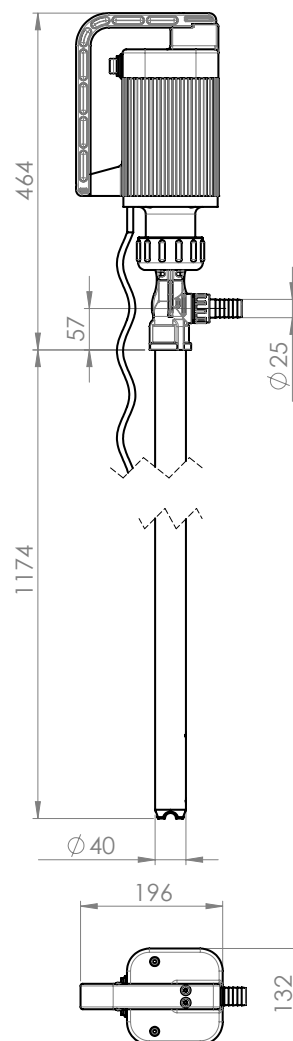
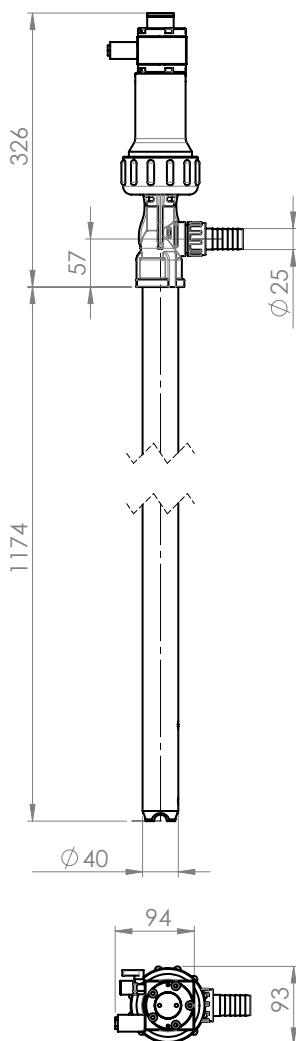

The measurement refers to a pump with length 1200 mm

Specifications and types

TRF - PVDF body

Dip tube	Ø 40 mm
Hose connector	Ø 25 mm
Max operating temperature	95° C
Total weight kg*	1,6 for length of 900 mm / 1,9 for length of 1200 mm
Dip tube mat.	PVDF
Shaft mat.	HASTELLOY
Impeller mat.	ECTFE
Suction intake mat.	ECTFE
MIM Fluid contact sealing gasket mat.	Viton®
Length mm	900 or 1200
Max operating temperature	from +3°C to +95°C

*Weight refers to the pump without the motor.



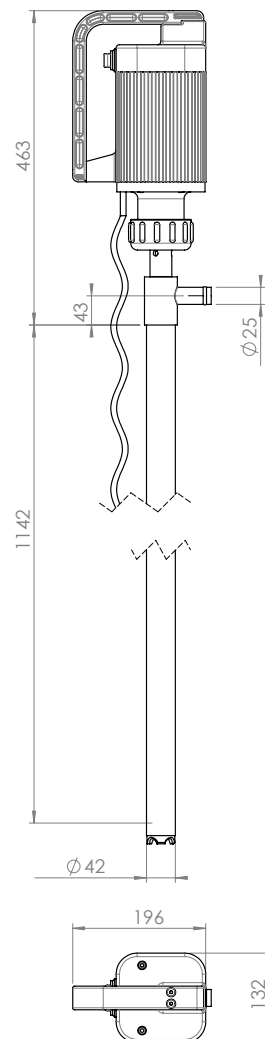
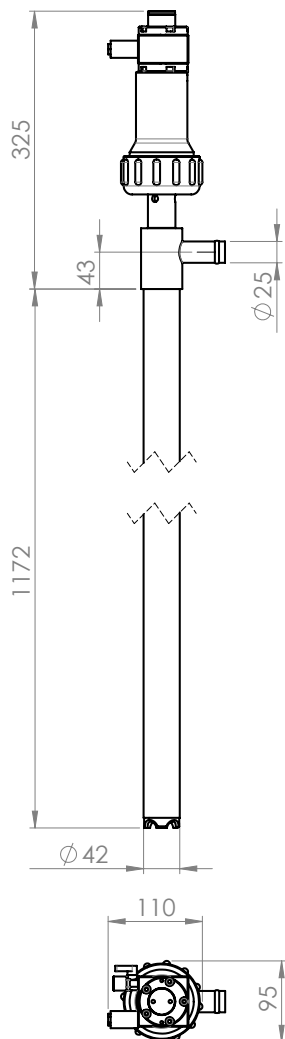
The measurement refers to a pump with length 1200 mm

Specifications and types

TRA - AISI 316 body

Dip tube	Ø 42 mm
Hose connector	Ø 25 mm
Max operating temperature	95° C
Total weight kg*	4,3 for length of 900 mm / 5,3 for length of 1200 mm
Dip tube mat.	AISI 316
Shaft mat.	AISI 316
Impeller mat.	ECTFE
Suction intake mat.	ECTFE
MIM Fluid contact sealing gasket mat.	Viton®
Length mm	900 or 1200
Max operating temperature	from +3°C to +95°C

*Weight refers to the pump without the motor.

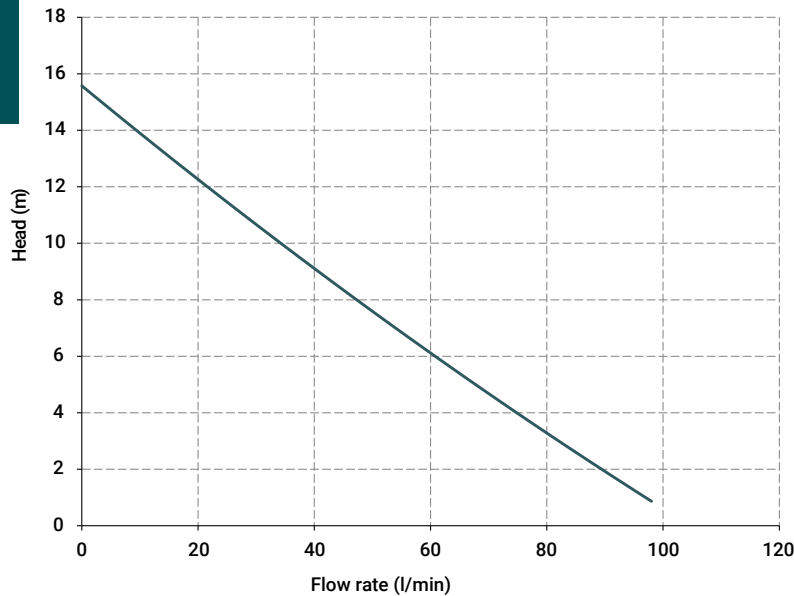


The measurement refers to a pump with length 1200 mm

Specifications and types

TR-EL SERIES - Electric motor

Drum transfer pumps with 800 Watt electric motor equipped with an open impeller allowing for continuous flow pumping of clean corrosive fluids with apparent viscosity up to 900 cps.



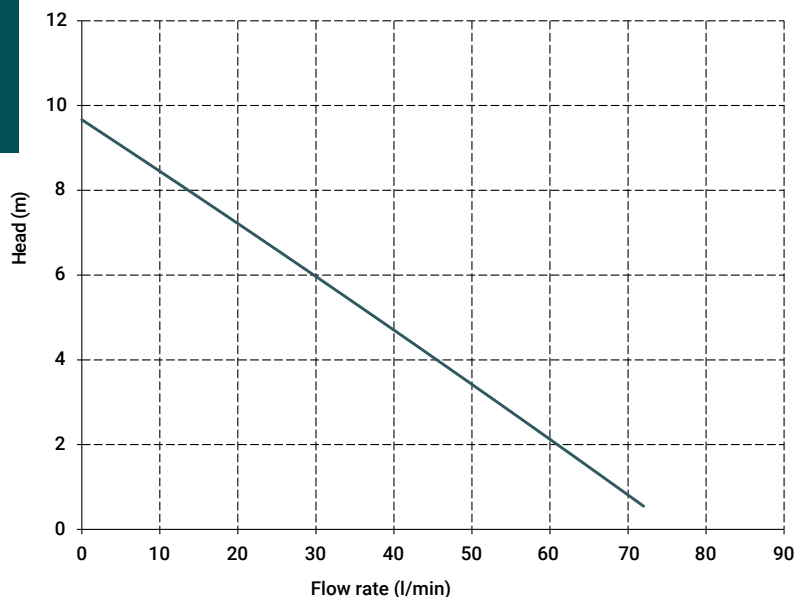
Electric motor technical specifications

Power	800 Watt
Voltage	230 V single-phase (50/60 HZ)
RPM	10500
Class	F
Flow rate	90 l/min
Viscosity	900 cps
Density	1,6 g/cm ³
Weight in kg	3,8
ATEX motor	on request

(NB: The electric cable is supplied without plug)
For information on the ATEX motor, contact the sales office.

TR-PM SERIES - Air-operated motor

Drum transfer pumps with 800 Watt air-operated motor equipped with an open impeller allowing for continuous flow pumping of clean corrosive fluids with apparent viscosity up to 600 cps. The pump allows for flow rate adjustment.




Pneumatic motors technical specifications

Pneumatic motor	Standard
Power	0,42 HP (300 Watt)
Flow rate	70 l/min
Viscosity	600 cps
Density	1,2 g/cm ³
Weight in Kg	1,1
Motore ATEX	on request

For information on the ATEX motor, contact the sales office.

Specifications and types



- A = transmission joint
- B = motor fixing ring nut
- C = bearing
- D = delivery conduita
- E = dip tube
- F = PTFE + Graphite bushing
- G = impeller
- H = suction intake
- I = shaft

MAIN APPLICATION SECTORS



AUTOMOTIVE



CHEMICAL INDUSTRY



OIL & GAS



GALVANIC AND ELECTRONIC INDUSTRY

TRA - ELECTRIC MOTOR	●	●	●	
TRA - PNEUMATIC MOTOR	●	●	●	
TRF - ELECTRIC MOTOR	●	●	●	●
TRF - PNEUMATIC MOTOR	●	●	●	●
TRP - ELECTRIC MOTOR	●	●	●	●
TRP - PNEUMATIC MOTOR	●	●	●	●