

Looking ahead,  
going beyond expectations  
*Ahead > Beyond*




[www.Boosterkar.com](http://www.Boosterkar.com)



## Standardised electric pumps

Product Catalogue





# Extraordinarily standardised

The centrifugal electric pumps standardised according to the EN733 standard, with axial suction and radial discharge, are the flagship of the EBARA products.

They stand out for the quality and reliability of the individual components, for the vastness of the range and for the variety of solutions offered.

The motors available for the various models that make up the range are energy efficient 2- or 4-pole motors.

The efficiency and reliability of the pumps is improved by the possibility of using the inverter technology systems present in the EBARA range in different types, for an energy and economic saving of the entire system and an improvement of environmental sustainability.

EBARA is a fundamental partner for the supply of pumping systems. This is why it is important to supply not only the electric pumps, but also the complementary products for the system.

EBARA offers a wide range of accessories for standardised electric pumps, including: special seals, variable speed control systems, electrical panels, vessels and floats.





# Different needs, a unique range

Making a range complete means **combining** the different needs of the sectors in which the pumps will be used with **innovative, reliable, efficient** solutions to operate successfully, even in the most difficult and challenging of conditions.

The range consists of **3 SERIES**, available in AISI 304 or AISI 316 stainless steel in a monobloc versions, with a rigid joint, with a flexible joint and also in the "Z version" with adjustable foot; then there is the **3D SERIES**, standardised cast iron electric pump with AISI 304 impeller, also available with monobloc motor, rigid coupling, flexible coupling. Completing the 3D SERIES are the pumps of the **MD – MMD** series, monobloc electric pumps with elongated shaft and impeller in AISI 304 steel for the MD, and cast iron impeller for the MMD.

The **GS** electric pumps, that combine the best technical and performance characteristics in a single solution, integrate an already comprehensive range.

The use of different types of materials, the possibility of inserting special mechanical seals and at the same time the amplitude of the guaranteed performances make the standardised electric pumps a winning "team".

**A complete range.**



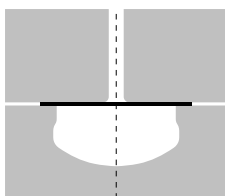
# Hydroforming molding core

High efficiency is one of the main features of the standardised pumps. Not only that, also the quality of the materials, the high performance and the corrosion resistance are among the strong points. To do all this, we focused on the particular production process of the pump body: **hydroforming**.

This process uses a high pressure fluid (up to 1200 bar) for metal forming. The hydraulic fluid, in our case water, with increasing pressure pushes the stainless steel to copy the shapes of the template until it comes into contact with the internal walls of the matrix that constitutes the mold. Hydroforming, which combines the power of a press with the power of water, has significant advantages over traditional processes: **perfectly smooth**, highly **flowing** and **without welding points**.

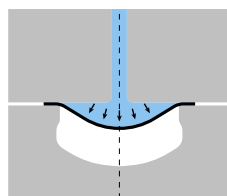
These features thus ensure high corrosion resistance, high efficiency with **efficiency of over 80%** and reduced losses.

For high efficiency and **high performance**.



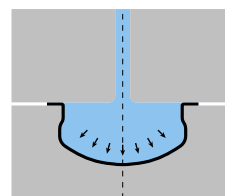
## CLOSURE

The steel disc is positioned in the press



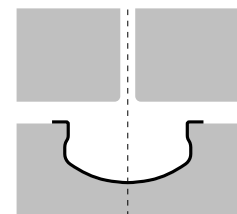
## FORMING

The water is injected into the mold at a pressure of 1200 bar



## COMPLETION

The water fills the whole mold, thus deforming the steel disc



## EXTRACTION

The press is raised and the pump body is formed without welding points.



# Sectors and Areas of application

The range of EN733 standardised electric pumps is suitable for different types of use, from industrial applications to irrigation, from air conditioning and heating to washing systems and in all those applications that require reliability and efficiency as well as reduced cost management.



## Water supply

For water supply in civil, agricultural or industrial plants



## Pressurisation

For the pressurisation of water in residential, commercial, industrial and agricultural areas ensuring an efficient water supply



## Fire-fighting

For the creation of fire-fighting groups compliant with the European standard UNI EN 12845



## Irrigation

To make available the water necessary for crops



## Washes

For the creation of washing systems used in industry (car washing machines, dishwashers, cleaning in place, sterilizing in place)



## Air-conditioning

For the circulation of water in air conditioning systems



## Heating

For the circulation of water in heating systems



## Handling

Industrial liquid handling in process applications



## Swimming pools

For water recirculation of swimming pools or of sports facilities



## Refrigeration towers

For the circulation of water required in refrigeration towers



## Emptying

For the emptying of tanks





## Perfect interchangeability

### 3D SERIES - MD - MMD

Pump body made of cast iron EN-GJL-250-EN 1561 (fig. 1).

### 3 - 3L SERIES

The external structure has been tested at a pressure of 14 bar in a sequence of 1 million cycles, reinforced to withstand the stresses and strains of the system, high hydraulic efficiency thanks to the volute obtained by hydroforming.

Pump body made of AISI 304 for 3 SERIES and of AISI 316L for the 3L SERIES pumps, for the 65-250 pumps and the 80-160/200/250 pumps of the 3L SERIES, it is made of AISI 316 micro-cast (fig 2).



## Impeller

Hydraulically balanced to prevent axial thrusts against the seal, it achieves 80% efficiency.


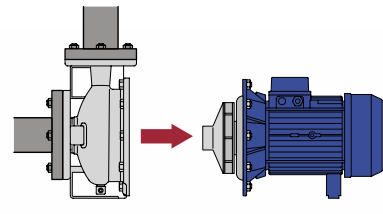
Made of stainless steel AISI 304 for 3 SERIES - 3D SERIES - MD, in AISI 316 for the 3L SERIES - 3D 65, in cast iron for the MMD.



# 3 - 3D - MD - MMD SERIES

## Back pull-out design

It allows removal of the motor, the coupling, the cantilever support and the impeller without compromising the housing of the pump body or removing the pipes.



## Motor

2- and 4-pole motors with high energy efficiency


## Several options

The many types of mechanical seal that can be mounted on the electric pumps allow the use of special materials and therefore adapt to different needs based, for example, on the type of liquid, the temperature or other factors of use covering, depending on the models, the following temperature range:

- $-10^{\circ}\text{C} \div 90^{\circ}\text{C}$  for versions with standard seals
- $-20^{\circ}\text{C} \div 120^{\circ}\text{C}$  for versions with special seals

## Materials available for the impeller

All the GS family models are available with cast iron or bronze impeller to ensure the best solution for various applications.



## Features of the pump body

Cast iron, complying with the EN733 standard.

The flanges are PN16 (normative EN 1092-1), which makes the GS a suitable product for the heaviest and most challenging of applications.

In order to ensure reliable long-term operation and high hydraulic efficiency ( $MEI > 0.6$ ), the GS models have two replaceable bronze wear rings as standard.

# MODEL GS

## Back pull out design and shielded bearings

This configuration ensures disassembly and inspection of the pump without having to remove it from the system piping. Furthermore, the use of shielded bearings eliminates the need to add or replace lubricating oil. This solution facilitates and speeds up maintenance.



## Bare axis pump and electric pump

GS models are available both in the bare axis version and in the electric pump version, with motor powers up to 355 kW. The available motors are 2 or 4 poles, 50 Hz, IE3 efficiency, coupled with inverter.

## Sealing options

The seal is available in two different versions:

- SiC/Carbon/EPDM mechanics for liquid temperature up to 120°C
- A packing that guarantees resistance to wear and ensures that the tightness of the entire system is monitored visually

# One range, multiple solutions

## Type of product

Standardised single-stage centrifugal pumps (EN 733)

## Liquid temperature range

from -10°C to + 90°C for the standard version of the 3-3D-MD-MMD SERIES (depending on the model)

from -10°C to + 120°C for the Model GS

from -20°C to + 120°C for the special versions of the 3-3D-MD SERIES (depending on the model)

## Maximum working pressure

10 bar (16 for Model GS)

## Materials available

Stainless steel AISI 304 for 3 SERIES

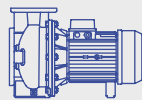
Stainless steel AISI 316L for 3L SERIES

Micro-cast stainless steel AISI 316 for the 3L SERIES 65-250, 3L SERIES 80

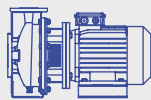
Cast iron for the 3D SERIES-MD-MMD e Model GS

## Regulations

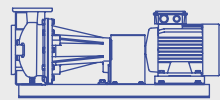
It complies with regulations ErP 547/2012 (index MEI > 0.4),  
640/2009 (motors in IE3 efficiency class)  
EN 733



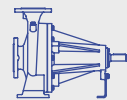
monobloc



rigid joint



flexible joint



hydraulic only

## 3(L) SERIES



## 3D SERIES



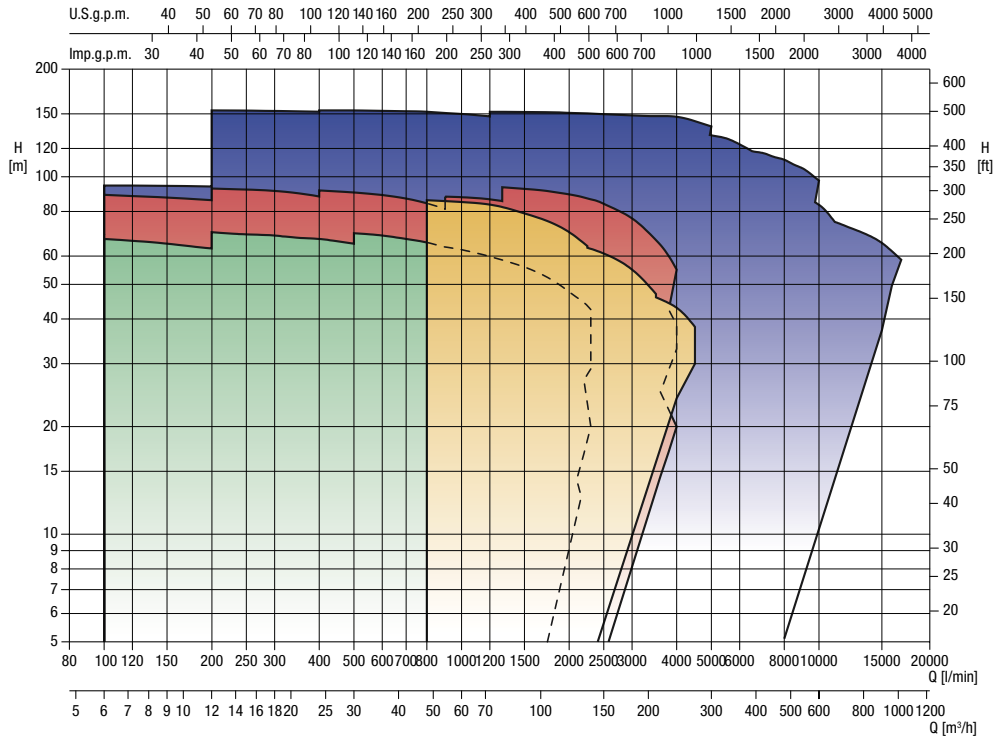
## MD - MMD



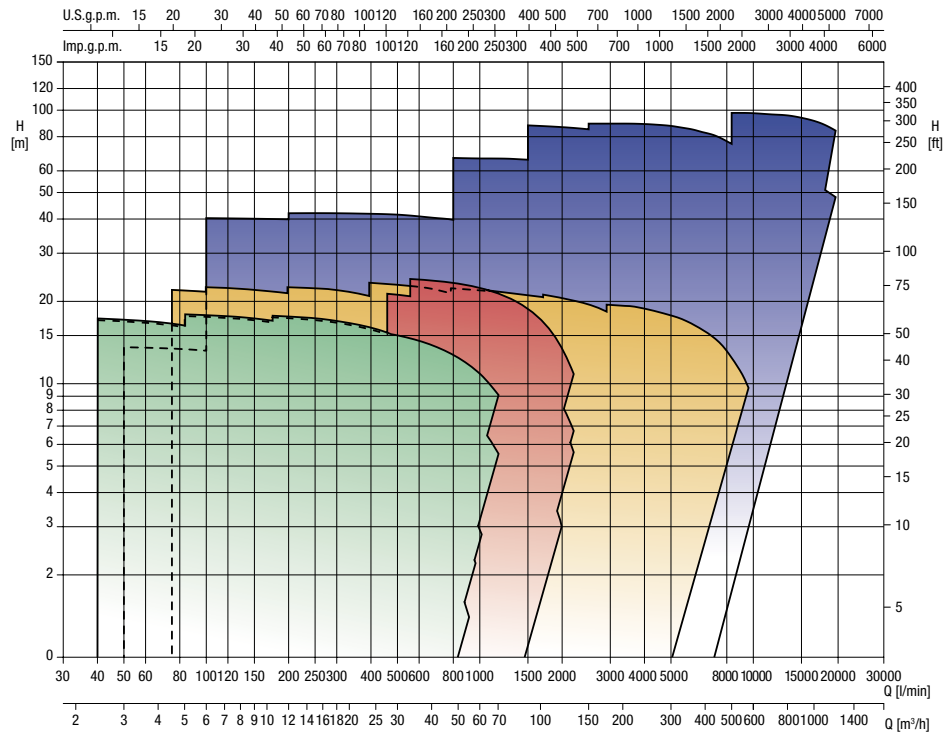
## Model GS



## 2 Poles



## 4 Poles



3(L) SERIES



3D SERIES



MD - MMD



GS